

F A R O
BARCELONA



P R O

PROFESSIONAL LIGHTING

2017

© LOREFAR, 2017

A0284

First edition
January 2017

Catalogue designer
Faro Design Team
Ignasi Camps

Photography
Guillem F-H

Printed
Ingoprint

A B O U T **US**

WE ARE A TEAM OF PEOPLE WITH
INTERNATIONAL AND HIGHLY
PROFESSIONAL PROFILES, COVERING
ALL PHASES OF THE LIGHTING AND
FAN BUSINESS, FROM DESIGN AND
MANUFACTURING TO DISTRIBUTION.



RESIDENTIAL HOTEL OFFICE
RETAIL HOSPITALITY

PROJECTS

WE OFFER A TOTALLY CUSTOMIZED SERVICE
CULMINATING WITH QUALITY PROJECTS
THAT EXCEED OUR CLIENTS' EXPECTATIONS.

WE PERFORM ILLUMINANCE CALCULATIONS,
3D DESIGN SIMULATIONS, AS WELL
AS SUSTAINABILITY AND AMORTIZATION
STUDIES.

WE ALSO MONITOR THE PROJECT TO THE
LAST DETAIL.



IN-HOUSE LABORATORY

At our own laboratory, all the products are subject to strict tests in order to check their efficiency, resistance to wear, and environmental factors.

Among other tests: IP, Electrical shock, Impact shocks (IK), incandescent wire, Thermal and Mechanical resistance, Consume and Power factors are carried out,, thus ensuring permanent compliance with the current legal standards.

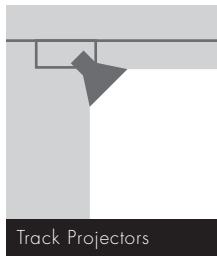
Thanks to these advances, we have raised the bar regarding the thoroughness of our tests and we can ensure that european regulations and standards are fully complied with.



QUALITY & TESTING

All the products contained in this catalogue have undergone exhaustive tests made at an external laboratory acknowledged worldwide, certifying compliance with EC standards.

INDEX



Track Projectors



miniSIGMA 8



nanoSIGMA 10



FOKUS 12




CYLINDER 18



miniCYLINDER 24



nanoCYLINDER 26



TRACKS 29



Downlight System



SOLID 30



OPTIC 34



miniOPTIC 38



COLIN 40



miniCOLIN 48



nanoCOLIN 54



FALCON 58



SIGNAL 59



CLEAR 59



AIM 59



WET 59



FRESH 60



MOIST 61



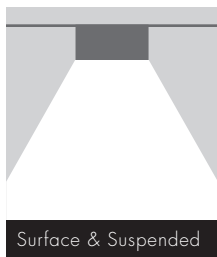
NUSA 61



COMPACT 61



COMPACT 61



Surface & Suspended



SIGN 62



miniSIGN 68



ORE 72



Technical info

EBLUE 78

LAMPS 84

LEDSTRIPS 80

GEARS 86

PROFILES 82

SYMBOLS 87

THREE-PHASE LANE PROJECTORS

Our projectors are designed always having in mind the versatility of use, easy in its maintenance and economical.

The three models that we have share technology. The LED that they incorporate, what we call "EYE", which is a heatsink of high efficiency where the chip is housed. This heatsink is designed to accommodate different types of LED and it also makes it possible to replace the LED easily.

We always use top brand LED making sure we can offer the latest technology available in the market and the most efficient LED.

PROYECTORES PARA CARRIL TRIFASICO

Nuestros proyectores están diseñados pensando siempre en la versatilidad del uso y en que su mantenimiento sea fácil y económico.

Los tres modelos de los que disponemos comparten tecnología. Los modelos LED incorporan lo que nosotros llamamos EYE que es un disipador de calor de alta eficiencia donde va alojado el chip. Este disipador está preparado para alojar diferentes tipos de LED y también hace posible que podamos sustituir el LED fácilmente.

Siempre utilizamos LED de primeras marcas asegurándonos de poder ofrecer la última tecnología disponible en el mercado y los led más eficientes.

SIGMA

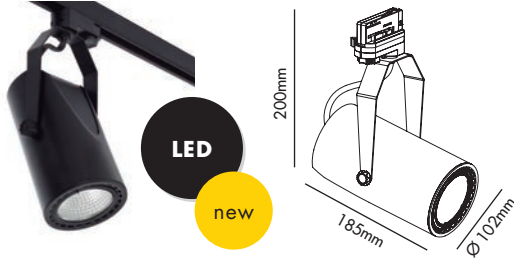
Projector with the gear integrated in the body of the luminaire. It doesn't need the gear case and this makes it our only projector that can be installed vertically or horizontally.

Proyector con el equipo eléctrico integrado en el propio cuerpo de la luminaria. No se necesita la caja porta equipos y esto hace que sea el único de nuestros proyectores que pueda instalarse tanto en vertical como en horizontal.



SIGMA

miniSIGMA



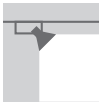
Ref.	W	lm	K	x°	Driver	
CRI82 A++>A	12W	1565lm	2700K	20°	INCL.	
				56°		
CRI85 A++>A		1685lm	3000K	20°		
				56°		
		1750lm	4000K	20°		
				56°		
CRI82 A++>A		18W	2100lm	2700K		20°
						56°
CRI85 A++>A			2260lm	3000K		20°
						56°
	2350lm		4000K	20°		
				56°		

Suitable with Directional Flaps 01993102 (pag. 28)
Compatible con Directional Flaps 01993102 (pág. 28)

8

CRI95 A++>A	17W	1810lm	2700K	20°	INCL.
				56°	
		1920lm	3000K	20°	
				56°	
		2110lm	4000K	20°	
				56°	
	24W	2470lm	2700K	20°	INCL.
				56°	
		2615lm	3000K	20°	
				56°	
2875lm		4000K	20°		
			56°		

Suitable with Directional Flaps 01993102 (pag. 28)
Compatible con Directional Flaps 01993102 (pág. 28)






HIGH EFFICIENCY LED

	Ref.	●	W	lm	K	x°	Driver
CRI82 A+ > A	010902502	●	24W	3145lm	2700K	20°	INCL.
	010902602	●				56°	
CRI85 A+ > A	010902702	●		3385lm	3000K	20°	
	010902802	●				56°	
	010902902	●		3515lm	4000K	20°	
	010903002	●				56°	

Suitable with Directional Flaps 01993102 (pág. 28)
Compatible with Directional Flaps 01993102 (pág. 28)

FOOD LIGHTING LED

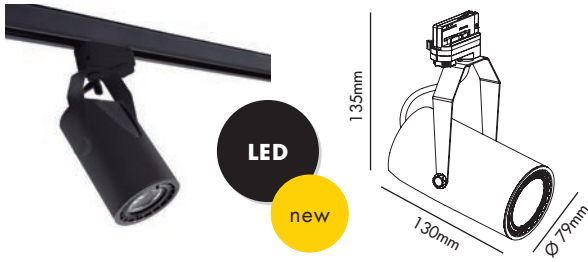
CRI85 A+ > A	010903102	●	24W	1900lm		20°	INCL.
	010903202	●			FRUITS...	56°	
	010903302	●		1960lm		20°	
	010903402	●			FISH	56°	
CRI70 A+ > A	010903502	●		1790lm		20°	
	010903602	●			MEAT	56°	

Suitable with Directional Flaps 01993102 (pág. 28)
Compatible con Directional Flaps 01993102 (pág. 28)

RETAIL LIGHTING LED

CRI95 A+ > A	010903702	●	17W	1956lm	PEARL WHITE 3100K	20°	INCL.
	010903802	●				56°	
	010903902	●	24W	2635lm		20°	
	010904002	●				56°	

Suitable with Directional Flaps 01993102 (pag. 28)
Compatible con Directional Flaps 01993102 (pág. 28)



Ref.	W	lm	K	α°	Driver	
CRI82 A+>A	7W	850lm	2700K	20°	INCL.	
				56°		
CRI85 A+>A		915lm	3000K	20°		
		56°				
		950lm	4000K	20°		
				56°		
CRI82 A+>A		12W	1360lm	2700K		20°
						56°
CRI85 A+>A			1465lm	3000K		20°
			56°			
	1525lm		4000K	20°		
				56°		

Compatible con Directional Flaps 01993002 (pág. 28)
 Suitable with Directional Flaps 01993002 (pag. 28)



FOKUS

Projector with a very particular design. A part of the projector's body is extended into the back part like a flap to hide the gear case.

It is our only projectors that is available in silver gray.

12

Proyector con un diseño muy particular. Una parte del cuerpo del proyector se extiende hacia la parte trasera a modo de "aleta" para ocultar a la vista la caja porta equipos.

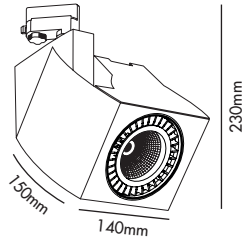
Es el único de nuestros proyectores que tenemos disponible en gris plata.



FOKUS



LED



Ref.	W	lm	K	x°	Driver	
CRI82 A+>A	18W	2100lm	2700K	20°	INCL.	
				56°		
				20°		
						56°
				56°		
CRI85 A+>A	25W	2990lm	3000K			20°
						56°
				20°		
						56°
				56°		
CRI85 A+>A	25W	3105lm	4000K		20°	
					56°	
				20°		
					56°	
						20°
				56°		

HIGH EFFICIENCY LED

CRI82 A+>A	36W	4440lm	2700K	20°	INCL.	
				56°		
				20°		
						56°
				56°		
CRI85 A+>A	36W	4970lm	4000K			20°
						56°
				20°		
						56°
				56°		

CRI95	Ref.	W	lm	K	x°	Driver				
CRI95 A+>A	010405901 ○ 010405902 ● 010405903 ●	36W	3490lm	2700K	20°	INCL.				
	010406001 ○ 010406002 ● 010406003 ●				56°					
	010406101 ○ 010406102 ● 010406103 ●				3700lm		3000K	20°		
	010406201 ○ 010406202 ● 010406203 ●							56°		
	010406301 ○ 010406302 ● 010406303 ●							4070lm	4000K	20°
	010406401 ○ 010406402 ● 010406403 ●									56°

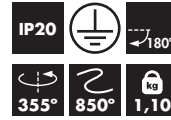
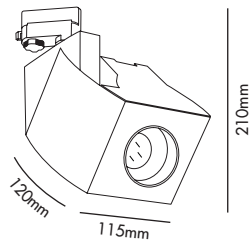
FOOD LIGHTING LED	Ref.	W	lm	Icon	x°	Driver			
CRI85 A+>A	010406501 ○ 010406502 ● 010406503 ●	24W	1900lm	FRUITS...	20°	INCL.			
	010406601 ○ 010406602 ● 010406603 ●				56°				
	010406701 ○ 010406702 ● 010406703 ●				1960lm		FISH	20°	
	010406801 ○ 010406802 ● 010406803 ●		56°						
	010406901 ○ 010406902 ● 010406903 ●		1790lm	MEAT				20°	
	010407001 ○ 010407002 ● 010407003 ●				56°				
	CRI85 A+>A				010407101 ○ 010407102 ● 010407103 ●		36W	2725lm	FRUITS...
			010407201 ○ 010407202 ● 010407203 ●	56°					
			010407301 ○ 010407302 ● 010407303 ●	2810lm	FISH				
010407401 ○ 010407402 ● 010407403 ●		56°							
CRI70 A+>A		010407501 ○ 010407502 ● 010407503 ●	2570lm			MEAT		20°	INCL.
		010407601 ○ 010407602 ● 010407603 ●		56°					

RETAIL LIGHTING LED	Ref.	W	lm	K	x°	Driver
CRI95 A+>A	010407701 ○ 010407702 ● 010407703 ●	24W	2635lm	PEARL WHITE 3100K	20°	INCL.
	010407801 ○ 010407802 ● 010407803 ●				56°	
	010407901 ○ 010407902 ● 010407903 ●				36W	
	010408001 ○ 010408002 ● 010408003 ●	56°				



FOKUS

QR-CB51

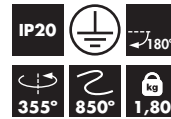
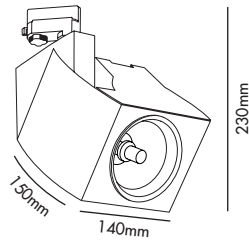


Energy	Ref.	Socket	V	W	Gear
B	01040201	1*GU5.3	12V	max. 50W	ELECTRONIC GEAR INCL.
	01040202				
	01040203				

Suitable with Directional Flaps 01992101 and 01992402 and Honeycomb Louvre 01992001 (pag. 28) *Bulb not included
 Compatible con Directional Flaps 01992101 y 01992402 y Honeycomb Louvre 01992001 (pág. 28)

FOKUS

CDM-R111

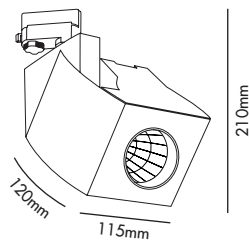


Energy	Ref.	Socket	W	Gear
B	01042101	1*GX8.5	20W	ELECTRONIC GEAR INCL.
	01042102			
	01042103			
B	01041001	1*GX8.5	35W	ELECTRONIC GEAR INCL.
	01041002			
	01041003			
B	01040301	1*GX8.5	70W	ELECTRONIC GEAR INCL.
	01040302			
	01040303			

Suitable with Directional Flaps 01992301 and 01992502 and Honeycomb Louvre 01992002 (pag. 28) *Bulb not included
 Compatible con Directional Flaps 01992301 y 01992502 y Honeycomb Louvre 01992002 (pág. 28)

FOKUS

CDM-TM

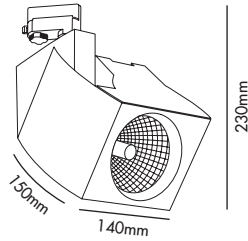


Energy	Ref.	Socket	W	x°	Gear
A+	01040801	1*PGJ5	20W	15°	ELECTRONIC GEAR INCL.
	01040802				
	01040803				
A+	01040901	1*PGJ5	35W	15°	ELECTRONIC GEAR INCL.
	01040902				
	01040903				

Suitable with Directional Flaps 01992101 and 01992402 and Honeycomb Louvre 01992001 (pag. 28) *Bulb not included
 Compatible con Directional Flaps 01992101 y 01992402 y Honeycomb Louvre 01992001 (pág. 28)

FOKUS

HIT-T

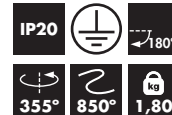
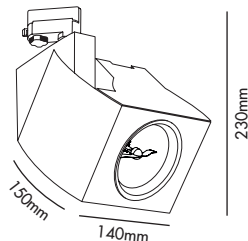


Energy	Ref.	Socket	W	x°	Gear	
A+	01040401	1*G12	35W	20°	ELECTRONIC GEAR INCL.	
	01040402			50°		
	01040403					
A+	01040501			70W		50°
	01040502					
	01040503					
A+	01040601		100W			20°
	01040602					50°
	01040603					
A+	01040701			100W		20°
	01040702					
	01040703					
A+	01041901	100W	20°			
	01041902				50°	
	01041903					
A+	01042001		100W	20°		
	01042002				50°	
	01042003					

Suitable with Directional Flaps 01992301 and 01992502 and Honeycomb Louvre 01992002 (pag. 28) *Bulb not included
 Compatible con Directional Flaps 01992301 y 01992502 y Honeycomb Louvre 01992002 (pág. 28)

FOKUS

QR-111

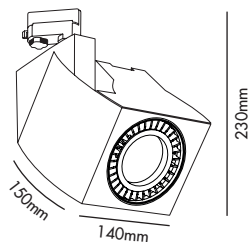


Energy	Ref.	Socket	V	W	Gear
B > C	01040101	1*G53	12V	max. 100W	ELECTRONIC GEAR INCL.
	01040102				
	01040103				

Suitable with Directional Flaps 01992301 and 01992502 and Honeycomb Louvre 01992002 (pag. 28) *Bulb not included
 Compatible con Directional Flaps 01992301 y 01992502 y Honeycomb Louvre 01992002 (pág. 28)

FOKUS

QR-111 LED



Energy	Ref.	Socket	V	W	Gear
A+ > A	01041501	1*G53	12VAC	5-25W	ELECTRONIC GEAR INCL.
	01041502				
	01041503				

Suitable with Directional Flaps 01992301 and 01992502 and Honeycomb Louvre 01992002 (pag. 28) *Bulb not included
 Compatible con Directional Flaps 01992301 y 01992502 y Honeycomb Louvre 01992002 (pág. 28)

CYLINDER

Cylindric projector with a multi space design. This projector can be used in any space and is available in 3 sizes and 2 colors.

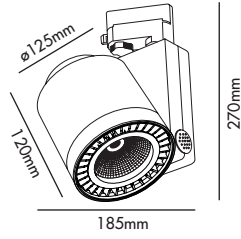
18

Proyector cilíndrico con un diseño apto para la gran mayoría de los espacios.
Disponible en 3 tamaños y 2 colores.



CYLINDER

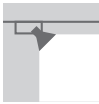
CYLINDER



Ref.	W	lm	K	x°	Driver				
CRI82 A++ A	18W	2100lm	2700K	20°	INCL.				
				56°					
				2260lm		3000K	20°		
							56°		
CRI85 A++ A		2350lm	4000K	20°		INCL.			
				56°					
				25W			2775lm	2700K	20°
									56°
2990lm	3000K	20°							
		56°							
CRI85 A++ A	3105lm	4000K	20°	INCL.					
			56°						
			010605101 ○ 010605102 ●		3105lm	4000K	20°		
							56°		
010605201 ○ 010605202 ●	3105lm	4000K	20°						
			56°						



CRI82 A++ A	36W	4440lm	2700K	20°	INCL.				
				56°					
				4780lm		3000K	20°		
							56°		
CRI85 A++ A		4970lm	4000K	20°		INCL.			
				56°					
				010605701 ○ 010605702 ●			4970lm	4000K	20°
									56°
010605801 ○ 010605802 ●	4970lm	4000K	20°						
			56°						



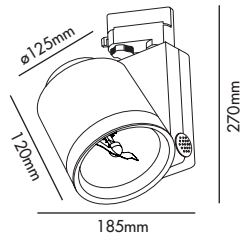
CRI95	Ref.	W	lm	K	x°	Driver		
CRI95 A+ A	010605901 ○ 010605902 ●	36W	3490lm	2700K	20°	INCL.		
	010606001 ○ 010606002 ●				56°			
	010606101 ○ 010606102 ●				3700lm		3000K	20°
	010606201 ○ 010606202 ●							56°
	010606301 ○ 010606302 ●				4070lm		4000K	20°
	010606401 ○ 010606402 ●							56°

FOOD LIGHTING LED	Ref.	W	lm	Icon	x°	Driver			
CRI85 A+ A	010606501 ○ 010606502 ●	24W	1900lm	FRUITS...	20°	INCL.			
	010606601 ○ 010606602 ●				56°				
	010606701 ○ 010606702 ●			1960lm	FISH		20°		
	010606801 ○ 010606802 ●						56°		
	CRI70 A+ A			010606901 ○ 010606902 ●	36W		1790lm	MEAT	20°
				010607001 ○ 010607002 ●					56°
CRI85 A+ A		010607101 ○ 010607102 ●	36W	2725lm					FRUITS...
	010607201 ○ 010607202 ●	56°							
	010607301 ○ 010607302 ●	2810lm		FISH	20°				
	010607401 ○ 010607402 ●				56°				
	CRI70 A+ A	010607501 ○ 010607502 ●		36W	2570lm		MEAT	20°	
		010607601 ○ 010607602 ●						56°	

RETAIL LIGHTING LED	Ref.	W	lm	Color	x°	Driver
CRI95 A+ A	010607701 ○ 010607702 ●	24W	2635lm	PEARL WHITE 3100K	20°	INCL.
	010607801 ○ 010607802 ●				56°	
	010607901 ○ 010607902 ●	36W	3785lm		20°	
	010608001 ○ 010608002 ●				56°	

CYLINDER

QR-111

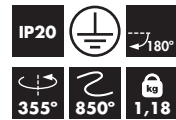
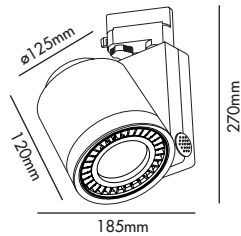


Energy	Ref.	Socket	V	W	Gear
B > C	01060201 01060202	1*G53	12V	max. 100W	ELECTRONIC GEAR INCL.

Suitable with Directional Flaps 01992301 and 01992502 and Honeycomb Louvre 01992002 (pág. 28) *Bulb not included
Compatible con Directional Flaps 01992301 y 01992502 y Honeycomb Louvre 01992002 (pág. 28)

CYLINDER

QR-111 LED

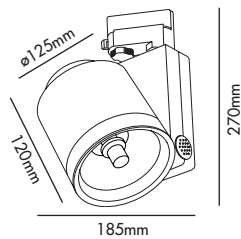


Energy	Ref.	Socket	V	W	Gear
A > A	01065701 01065702	1*G53	12V	5-25W	ELECTRONIC GEAR INCL.

Suitable with Directional Flaps 01992301 and 01992502 and Honeycomb Louvre 01992002 (pág. 28) *Bulb not included
Compatible con Directional Flaps 01992301 y 01992502 y Honeycomb Louvre 01992002 (pág. 28)

CYLINDER

CDM-R111

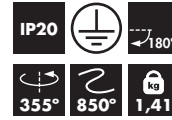
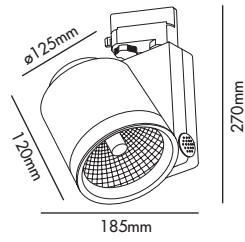


Energy	Ref.	Socket	W	Gear
B	01062101 01062102	1*GX8.5	20W	ELECTRONIC GEAR INCL.
B	01061001 01061002		35W	
B	01060301 01060302		70W	

Suitable with Directional Flaps 01992301 and 01992502 and Honeycomb Louvre 01992002 (pág. 28) *Bulb not included
Compatible con Directional Flaps 01992301 y 01992502 y Honeycomb Louvre 01992002 (pág. 28)

CYLINDER

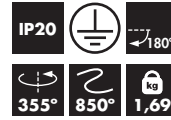
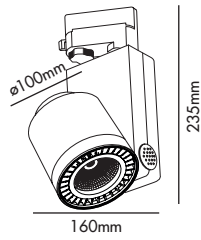
HIT-T



Energy	Ref.		Socket	W	α°	Gear
A+	01060401	○	1*G12	35W	12°	ELECTRONIC GEAR INCL.
	01060402	●			38°	
A+	01060501	○		70W	12°	
	01060502	●			38°	
A+	01060701	○				
	01060702	●				

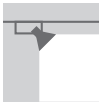
Suitable with Directional Flaps 01992301 and 01992502 and Honeycomb Louvre 01992002 (pag. 28) *Bulb not included
 Compatible con Directional Flaps 01992301 y 01992502 y Honeycomb Louvre 01992002 (pág. 28)

miniCYLINDER



Ref.	W	lm	K	x°	Driver			
CRI82 A++ A	010704101 ○	12W	1565lm	2700K	20°	INCL.		
	010704102 ●				56°			
	010704201 ○							
	010704202 ●							
CRI85 A++ A	010704301 ○	12W	1685lm	3000K	20°			
	010704302 ●				56°			
	010704401 ○							
	010704402 ●							
	010704501 ○				1750lm		4000K	20°
	010704502 ●							56°
010704601 ○								
010704602 ●								
CRI82 A++ A	010704701 ○	18W	2100lm	2700K	20°			
	010704702 ●				56°			
	010704801 ○							
	010704802 ●							
CRI85 A++ A	010704901 ○	18W	2260lm	3000K	20°			
	010704902 ●				56°			
	010705001 ○							
	010705002 ●							
	010705101 ○		2350lm	4000K	20°			
	010705102 ●				56°			
	010705201 ○							
	010705202 ●							

CRI95	010705301 ○	17W	1810lm	2700K	20°	INCL.	
	010705302 ●				56°		
CRI95 A++ A	010705401 ○		1920lm	3000K	20°		
	010705402 ●				56°		
CRI95	010705501 ○		2110lm	4000K	20°		
	010705502 ●				56°		
CRI95	010705601 ○		2470lm	2700K	20°		
	010705602 ●				56°		
CRI95	010705701 ○		2615lm	3000K	20°		
	010705702 ●				56°		
CRI95	010705801 ○		2875lm	4000K	20°		
	010705802 ●				56°		
CRI95	010705901 ○		24W	2615lm	3000K		20°
	010705902 ●						56°
CRI95	010706001 ○		2875lm	4000K	20°		
	010706002 ●				56°		
CRI95	010706101 ○	24W	2615lm	3000K	20°		
	010706102 ●				56°		
CRI95	010706201 ○	2875lm	4000K	20°			
	010706202 ●			56°			
CRI95	010706301 ○	24W	2615lm	3000K	20°		
	010706302 ●				56°		
CRI95	010706401 ○	2875lm	4000K	20°			
	010706402 ●			56°			



HIGH EFFICIENCY LED

	Ref.	W	lm	K	x°	Driver
CRI82 A+ A	010706501 ○ 010706502 ●	24W	3145lm	2700K	20°	INCL.
	010706601 ○ 010706602 ●				56°	
	010706701 ○ 010706702 ●				20°	
	010706801 ○ 010706802 ●				56°	
CRI85 A+ A	010706901 ○ 010706902 ●		3515lm	4000K	20°	
	010707001 ○ 010707002 ●		56°			

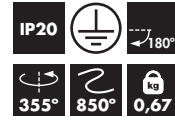
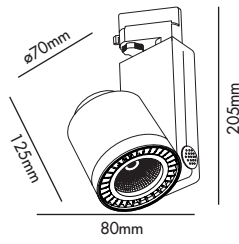
FOOD LIGHTING LED

CRI85 A+ A	010707101 ○ 010707102 ●	24W	1900lm	FRUITS...	20°	INCL.
	010707201 ○ 010707202 ●				56°	
	010707301 ○ 010707302 ●				20°	
	010707401 ○ 010707402 ●				56°	
CRI70 A+ A	010707501 ○ 010707502 ●		1790lm	MEAT	20°	
	010707601 ○ 010707602 ●				56°	

RETAIL LIGHTING LED

CRI95 A+ A	010707701 ○ 010707702 ●	17W	1956lm	PEARL WHITE 3100K	20°	INCL.	
	010707801 ○ 010707802 ●				56°		
	010707901 ○ 010707902 ●	24W			2635lm		20°
	010708001 ○ 010708002 ●						56°

nanoCYLINDER

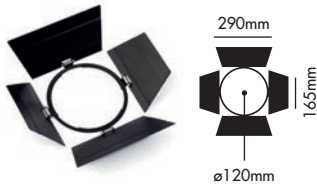


Ref.	W	lm	K	x°	Driver			
CRI82 A++ A	010800101 ○	7W	850lm	2700K	20°	INCL.		
	010800102 ●				56°			
	010800201 ○				20°			
	010800202 ●				56°			
CRI85 A++ A	010800301 ○	7W	915lm	3000K	20°			
	010800302 ●				56°			
	010800401 ○	950lm	4000K	20°				
	010800402 ●			56°				
	010800501 ○			20°				
	010800502 ●			56°				
CRI82 A++ A	010800601 ○	12W	1360lm	2700K	20°			
	010800602 ●				56°			
	010800701 ○				1465lm		3000K	20°
	010800702 ●							56°
CRI85 A++ A	010800801 ○	12W	1465lm	3000K	20°			
	010800802 ●				56°			
	010800901 ○	1525lm	4000K	20°				
	010800902 ●			56°				
	010801001 ○			20°				
	010801002 ●			56°				
010801101 ○	12W	1525lm	4000K	20°				
010801102 ●				56°				
010801201 ○	12W	1525lm	4000K	20°				
010801202 ●				56°				





DIRECTIONAL FLAPS




Only for / Sólo para:
 FOKUS CDM-R111, HIT-T, QR-111 and QR-111 LED
 CYLINDER CDM-R111, HIT-T y QR-111 and QR-111 LED

LARGE	
01992301	<input type="radio"/>
01992502	<input checked="" type="radio"/>



Only for / Sólo para:
 FOKUS QR-CB51 and CDM-TM

SMALL	
01992101	<input type="radio"/>
01992402	<input checked="" type="radio"/>



Only for:
 miniSIGMA

SMALL	
01993102	<input checked="" type="radio"/>



Only for:
 nanoSIGMA

NANO	
01993002	<input checked="" type="radio"/>



HONEYCOMB LOUVRE



Only for / Sólo para:
 FOKUS CDM-R111, HIT-T, QR-111 and QR-111 LED and
 CYLINDER

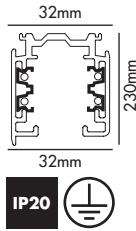

LARGE	
01992002	<input checked="" type="radio"/>



Only for / Sólo para:
 FOKUS QR-CB51 and CDM-TM

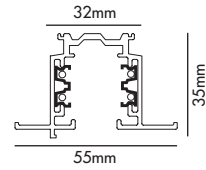
SMALL	
01992001	<input checked="" type="radio"/>

3 PHASE TRACK 16A



IP20

3 PHASE TRACK RECESSED 16A



IP20

3 PHASE TRACK

01990101	<input type="radio"/>	1000mm	
01990102	<input checked="" type="radio"/>		0,92
01990103	<input type="radio"/>		
01990201	<input type="radio"/>	2000mm	
01990202	<input checked="" type="radio"/>		1,85
01990203	<input type="radio"/>		

RECESSED 3 PHASE TRACK

01991401	<input type="radio"/>	1000mm	
01991402	<input checked="" type="radio"/>		1,20
01991501	<input type="radio"/>	2000mm	
01991502	<input checked="" type="radio"/>		1,80

TRACK ACCESSORIES

	LEFT "L" JOINT		
01990501	<input type="radio"/>		
01990502	<input checked="" type="radio"/>		0,10

	RIGHT "L" JOINT		
01990401	<input type="radio"/>		
01990402	<input checked="" type="radio"/>		0,10

	RIGHT "T" INTERMEDIATE JOINT		
01990901	<input type="radio"/>		
01990902	<input checked="" type="radio"/>		0,14

	LEFT "T" INTERMEDIATE JOINT		
01991601	<input type="radio"/>		
01991602	<input checked="" type="radio"/>		0,14

	CROSS JOINT		
01991001	<input type="radio"/>		
01991002	<input checked="" type="radio"/>		0,18

	LEFT MAIN SUPPLY		
01990601	<input type="radio"/>		
01990602	<input checked="" type="radio"/>		0,07

	RIGHT MAIN SUPPLY		
01990701	<input type="radio"/>		
01990702	<input checked="" type="radio"/>		0,07

	INTERMEDIATE JOINT		
01990802	<input checked="" type="radio"/>		
			0,02

	END CAP WITHOUT POWER		
01991101	<input type="radio"/>		
01991102	<input checked="" type="radio"/>		0,08



BASE OF SURFACE

01991301	<input type="radio"/>		
01991302	<input checked="" type="radio"/>		0,20
01991303	<input type="radio"/>		



SUSPENSION KIT

01992901	<input type="radio"/>		
01992902	<input checked="" type="radio"/>		0,10
01992903	<input type="radio"/>		

RECESSED TRACK ACCESSORIES

	LEFT "L" JOINT		
01992601	<input type="radio"/>		
01992602	<input checked="" type="radio"/>		0,20

	RIGHT "L" JOINT		
01992701	<input type="radio"/>		
01992702	<input checked="" type="radio"/>		0,20

	INTERMEDIATE JOINT		
01992802	<input checked="" type="radio"/>		
			0,02

	LEFT MAIN SUPPLY		
01991701	<input type="radio"/>		
01991702	<input checked="" type="radio"/>		0,13

	RIGHT MAIN SUPPLY		
01991801	<input type="radio"/>		
01991802	<input checked="" type="radio"/>		0,13

	END CAP KIT (2 UNITS)		
01991901	<input type="radio"/>		
01991902	<input checked="" type="radio"/>		0,22

INSTALLATION TRACK ACCESSORIES

	CEILING KIT (2 UNITS)		
01991201	<input type="radio"/>		
01991202	<input checked="" type="radio"/>		0,04

	PENDANT ACCESSORY		
01990301	<input type="radio"/>		
01990302	<input checked="" type="radio"/>		0,24
01990303	<input type="radio"/>		

SOLID

High performance LED downlight. The whole body of the luminaire is the heatsink itself that is made entirely of aluminum.

The reflector is also made of aluminum and it is available in two opening angles (30 and 60).

Solid is designed to ease the installation; the ceiling anchors can be manipulated with a screwdriver and the driver itself incorporates an anchorage to the luminaire.


30

Downlight de alto rendimiento LED.

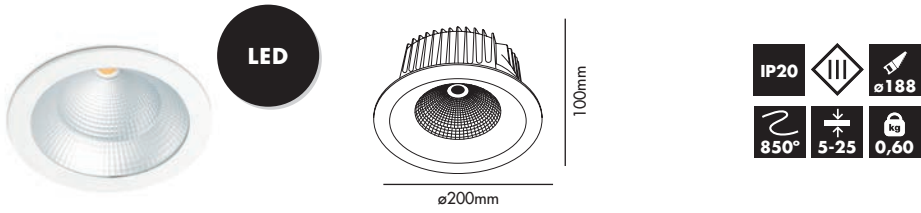
El cuerpo de la luminaria es el propio disipador de calor fabricado íntegramente en aluminio.

El reflector es también de aluminio y está disponible en dos ángulos de apertura (30 y 60).

El solid está diseñado pensando en facilitar la instalación, los anclajes a techo se manipulan con un destornillador y el driver incorpora anclaje rápido a la luminaria.



SOLID



Ref.	W	lm	K	x°	Driver (NOT INCL.)			
CR182 A+ A	18/25/39W	2100/2775/3825lm	2700K	30°	18W 98310325 DALI 98310599 25W 98310231 DALI 98310599 39W 98310445 DALI 98310599			
				65°				
				CR185 A+ A		2260/2990/4125lm	3000K	30°
								65°
								2350/3105/4285lm
				65°				





CR182 A+ A	42W	4940lm	2700K	30°	42W 98310460 DALI 98310589
				65°	
				CR185 A+ A	
65°					
5525lm	4000K	30°			
		65°			

CRI95	Ref.	W	lm	K	x°	Driver (NOT INCL.)
CRI95 A+ A	020503901 ○	24/36/42W	2470/3490/3880lm	2700K	30°	24W 98310231 DALI 98310599 36W 98310445 DALI 98310599 42W 98310460 DALI 98310589
	020503902 ●				65°	
	020503903 ●					
	020504001 ○					
	020504002 ●					
	020504003 ●					
	020504101 ○		2615/3700/4110lm	3000K	30°	
	020504102 ●				65°	
	020504103 ●					
	020504201 ○		2875/4070/4520lm	4000K	30°	
	020504202 ●				65°	
	020504203 ●					
	020504301 ○					
	020505302 ●					
	020504303 ●					
020504401 ○			30°			
020504402 ●			65°			
020504403 ●						



FOOD LIGHTING LED	Ref.	W	lm	Icon	x°	Driver (NOT INCL.)
CRI85 A+ A	020504501 ○	24/36/42W	1900/2725/3055lm	FRUITS...	30°	24W 98310231 DALI 98310599 36W 98310445 DALI 98310599 42W 98310460 DALI 98310589
	020504502 ●				65°	
	020504503 ●					
	020504601 ○		1960/2810/3155lm	FISH	30°	
	020504602 ●				65°	
	020504603 ●					
	020504701 ○		1790/2570/2885lm	MEAT	30°	
	020504702 ●				65°	
	020504703 ●					
020504801 ○			30°			
020504802 ●			65°			
020504803 ●						
CRI70 A+ A	020504901 ○				30°	
	020504902 ●				65°	
	020504903 ●					
	020505001 ○					
020505002 ●				65°		
020505003 ●						

RETAIL LIGHTING LED	Ref.	W	lm	K	x°	Driver (NOT INCL.)
CRI95 A+ A	020505101 ○	24/36/42W	2635/3785/4215lm	PEARL WHITE 3100K	30°	24W 98310231 DALI 98310599 36W 98310445 DALI 98310599 42W 98310460 DALI 98310589
	020505102 ●				65°	
	020505103 ●					
	020505201 ○					
	020505202 ●					
	020505203 ●					

OPTIONAL REMOVABLE WALL WASHER

	02059906	 0,70
---	----------	---

OPTIONAL ACRYLIC DIFFUSER

	02059902	 0,01
---	----------	---



Downlight System

OPTIC

Adjustable round shaped luminaire.

This family of luminaires is manufactured in different sizes and power which makes it easy to find the one that fits best to your lighting needs.

The LED models incorporate what we call EYE which is a high efficiency heat sink where the chip is housed. This heatsink is designed to accommodate different types of LED and makes it possible for us to replace the LED easily.

We always use top brand LED making sure we can offer the latest technology available in the market and the most efficient led.

The driver is supplied separately.

34

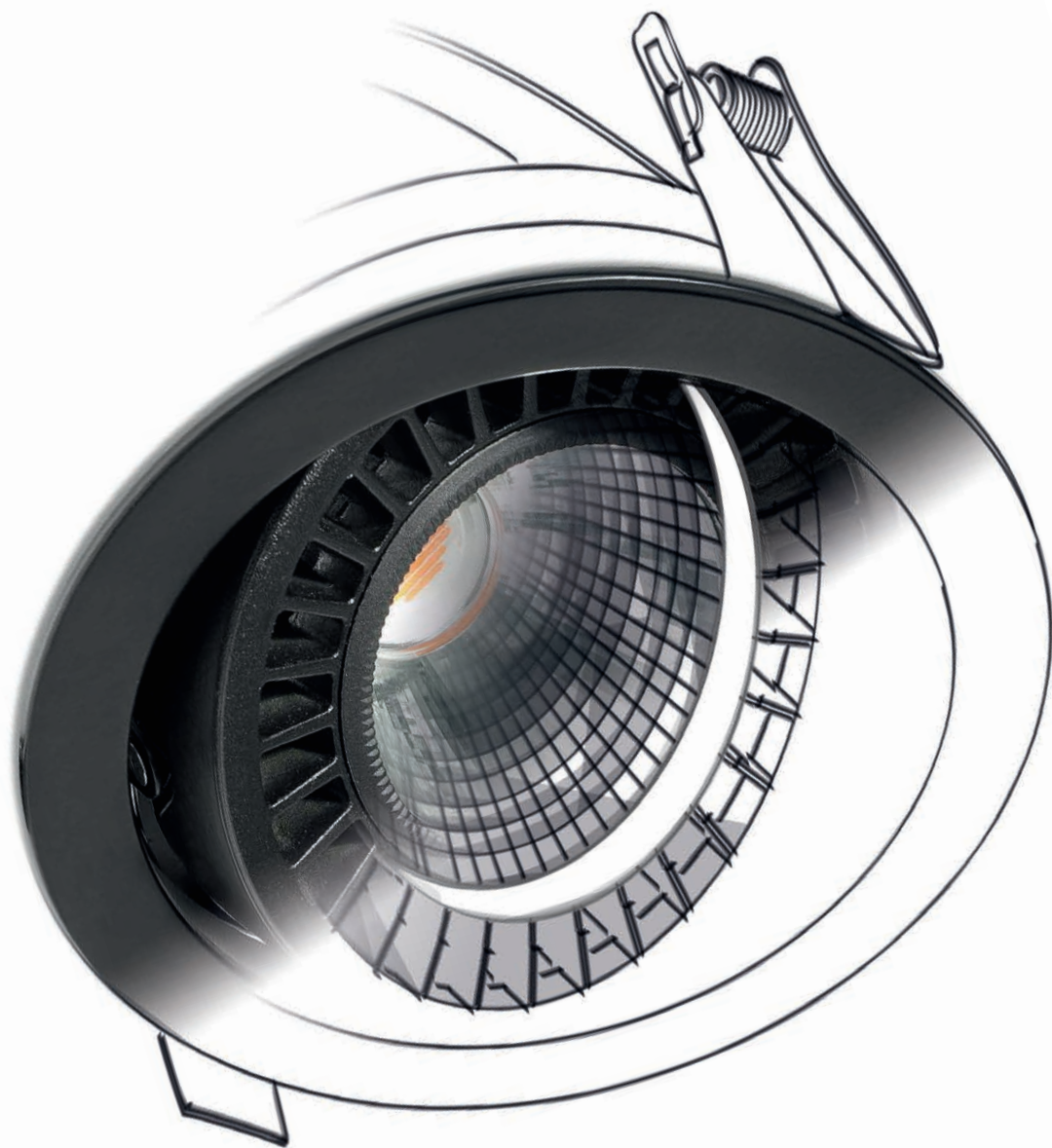
Luminaria de formato redondo orientable.

Esta familia de luminarias se fabrica en diferentes tamaños y potencias por lo que es fácil encontrar la que más se ajuste a nuestras necesidades de iluminación.

Los modelos LED incorporan lo que nosotros llamamos EYE que es un disipador de calor de alta eficiencia donde va alojado el chip. Este disipador está preparado para alojar diferentes tipos de LED y también hace posible que podamos sustituir el LED fácilmente.

Siempre utilizamos LED de primeras marcas asegurándonos de poder ofrecer la última tecnología disponible en el mercado y los led más eficientes.

El driver se suministra por separado.

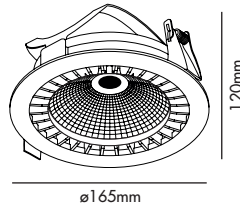


OPTIC

OPTIC



LED



Ref.		W	lm	K	x°	Driver (NOT INCL.)	
CRI82 A+ A	032003001 ○	18/25W	2100/2775lm	2700K	20°	18W 98310325 DALI 98310599	
	032003002 ●				56°		
	032003101 ○				20°		
	032003102 ●				56°		
CRI85 A+ A	032003201 ○		2260/2990lm	3000K	20°		25W 98310231 DALI 98310599
	032003202 ●				56°		
	032003301 ○		2350/3105lm	4000K	20°		
	032003302 ●				56°		
	032003401 ○	20°					
	032003402 ●	56°					
032003501 ○							
032003502 ●							

CRI95	032003601 ○	24/36W	2470/3490lm	2700K	20°	24W 98310231 DALI 98310599		
	032003602 ●				56°			
	032003701 ○				2615/3700lm		3000K	20°
	032003702 ●							56°
CRI95 A+ A	032003801 ○		2875/4070lm	4000K	20°		36W 98310445 DALI 98310599	
	032003802 ●				56°			
	032003901 ○				20°			
	032003902 ●				56°			
	032004001 ○							
	032004002 ●							
032004101 ○								
032004102 ●								

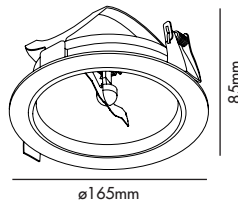
HIGH EFFICIENCY LED		W	lm	K	x°	Driver (NOT INCL.)		
CRI82 A+ A	032004201 ○	36W	4400lm	2700K	20°	36W 98310445 DALI 98310599		
	032004202 ●				56°			
	032004301 ○				4780lm		3000K	20°
	032004302 ●							56°
CRI85 A+ A	032004401 ○		4970lm	4000K	20°			
	032004402 ●				56°			
	032004501 ○				20°			
	032004502 ●				56°			
	032004601 ○							
	032004602 ●							
032004701 ○								
032004702 ●								

FOOD LIGHTING LED		Ref.	W	lm	K	x°	Driver (NOT INCL.)
CRI85 A+ > A	032004801 ○	24/36W	1900/2725lm	FRUITS...	20°	24W 98310231 DALI 98310599	
	032004802 ●				56°		
	032004901 ○			FISH	20°		
	032004902 ●				56°		
CRI70 A+ > A	032005001 ○	1790/2570lm	MEAT	20°			
	032005002 ●			56°			
	032005101 ○			20°			
	032005102 ●			56°			

RETAIL LIGHTING LED		Ref.	W	lm	K	x°	Driver (NOT INCL.)
CRI95 A+ > A	032005401 ○	24/36W	2635/3785lm	PEARL WHITE 3100K	20°	24W 98310231 DALI 98310599	
	032005402 ●				56°		
	032005501 ○						20°
	032005502 ●						56°

OPTIC

QR-111

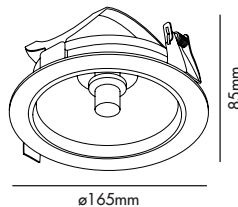


Energy	Ref.	Socket	V	W	Gear
B > C	03203101 ○ 03203102 ●	1*G53	12V	max. 100W	ELECTRONIC GEAR NOT INCL.

*Bulb not included

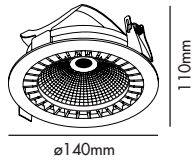
OPTIC

CDM-R111



Energy	Ref.	Socket	W	Gear
B	03202701 ○ 03202702 ●	1*GX8.5	20/35/70W	ELECTRONIC GEAR NOT INCL.

*Bulb not included



Ref.	W	lm	K	x°	Driver (NOT INCL.)			
CRI82 A+ A	12/18W	1565/2100lm	2700K	20°	12W 98310125 DALI 98310599 18W 98310325 DALI 98310599			
				56°				
				20° 20°		1685/2260lm	3000K	20°
								56°
								20° 56°
				56°				
56°								

CRI95 A+ A	17/24W	1810/2470lm	2700K	20°	17W 98310325 DALI 98310599 24W 98310231 DALI 98310599			
				56°				
				20° 56°		1920/2615lm	3000K	20°
								56°
								20° 56°
				56°				
		56°						

	Ref.	W	lm	K	x°	Driver (NOT INCL.)		
HIGH EFFICIENCY LED CRI82 A+>A	032504201 ○	24W	3145lm	2700K	20°	24W 98310231 DALI 98310599		
	032504202 ●				56°			
	032504203 ●							
	032504301 ○				3385lm		3000K	20°
	032504302 ●							56°
	032504303 ●							
032504401 ○	3515lm	4000K	20°					
032504402 ●			56°					
032504403 ●								
032504501 ○			24W	3515lm	4000K		20°	
032504502 ●							56°	
032504503 ●								
032504601 ○	24W	3515lm				4000K	20°	
032504602 ●							56°	
032504603 ●								
032504701 ○			24W	3515lm	4000K		20°	
032504702 ●							56°	
032504703 ●								

FOOD LIGHTING LED CRI85 A+>A	032504801 ○	24W	1900lm	FRUITS...	20°	24W 98310231 DALI 98310599		
	032504802 ●				56°			
	032504803 ●							
	032504901 ○				1960lm		FISH	20°
	032504902 ●							56°
	032504903 ●							
	032505001 ○		1790lm	MEAT				20°
	032505002 ●							56°
	032505003 ●							
032505101 ○	24W	1790lm			MEAT		20°	
032505102 ●							56°	
032505103 ●								
032505201 ○	24W	1790lm	MEAT	20°				
032505202 ●				56°				
032505203 ●								
032505301 ○	24W	1790lm	MEAT	20°				
032505302 ●				56°				
032505303 ●								

RETAIL LIGHTING LED CRI95 A+>A	032505401 ○	17/24W	1956/2635lm	PEARL WHITE 3100K	20°	17W 98310325 DALI 98310599				
	032505402 ●				56°					
	032505403 ●									
	032505501 ○				17/24W		1956/2635lm	PEARL WHITE 3100K	20°	24W 98310231 DALI 98310599
	032505502 ●								56°	
	032505503 ●									



Downlight System

COLIN

Squared luminaire available for 1,2 or 3 lamps.

This family of luminaires is manufactured in different sizes and power so it is easy to find one that fits best to your lighting needs.

The LED models incorporate what we call EYE which is a high efficiency heat sink where the chip is housed. This heatsink is designed to accommodate different types of LED and makes it possible for us to replace the LED easily.

We always use top brand LED making sure we can offer the latest technology that is available in the market and the most efficient LED.

The driver is supplied separately.

Luminaria de formato cuadrado disponible para 1, 2 o 3 lámparas.


Esta familia de luminarias se fabrica en diferentes tamaños y potencias por lo que es fácil encontrar la que más se ajuste a nuestras necesidades de iluminación.

Los modelos LED incorporan lo que nosotros llamamos EYE que es un disipador de calor de alta eficiencia donde va alojado el chip. Este disipador está preparado para alojar diferentes tipos de LED y también hace posible que podamos sustituir el LED fácilmente.

Siempre utilizamos LED de primeras marcas asegurándonos de poder ofrecer la última tecnología disponible en el mercado y los LED más eficientes.

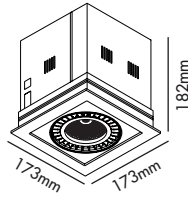
El driver se suministra por separado.

WITHOUT FRAME MOUNTING MONTAJE SIN MARCO ASSEMBLÉE SANS ENCADREMENT





COLIN



Ref.	W	lm	K	x°	Driver (NOT INCL.)
CRI82 A++ A	18/25W	2100/2775lm	2700K	20°	18W 98310325 DALI 98310599 25W 98310231 DALI 98310599
				56°	
				20°	
2260/2990lm		3000K	56°		
			20°		
			2350/3105lm	4000K	
56°					
56°					

Ref.	W	lm	K	x°	Driver (NOT INCL.)
CRI95 A++ A	36W	3490lm	2700K	20°	36W 98310445 DALI 98310599
				56°	
				20°	
3700lm		3000K	56°		
			20°		
			4070lm	4000K	
56°					
56°					

Ref.	W	lm	K	x°	Driver (NOT INCL.)
HIGH EFFICIENCY LED CRI82 A++ A	36W	4400lm	2700K	20°	36W 98310445 DALI 98310599
				56°	
				20°	
4780lm		3000K	56°		
			20°		
			4970lm	4000K	
56°					
56°					

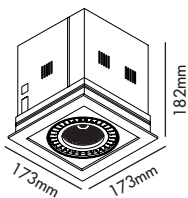

FOOD LIGHTING LED		Ref.	W	lm	K	x°	Driver (NOT INCL.)
CRI85 A+ > A	034010301	○	24/36W	1900/2725lm	FRUITS...	20°	24W 98310231 DALI 98310599 36W 98310445 DALI 98310599
	034010302	●				56°	
	034010303	●					
	034010401	○		1960/2810lm	FISH	20°	
	034010402	●				56°	
	034010403	●					
	034010501	○		1790/2570lm	MEAT	20°	
	034010502	●				56°	
	034010503	●					
CRI70 A+ > A	034010701	○	24/36W	1790/2570lm	MEAT	20°	24W 98310231 DALI 98310599 36W 98310445 DALI 98310599
	034010702	●				56°	
	034010703	●					
	034010801	○				56°	
	034010802	●					
	034010803	●					

RETAIL LIGHTING LED		Ref.	W	lm	K	x°	Driver (NOT INCL.)
CRI95 A+ > A	034010901	○	24/36W	2635/3785lm	PEARL WHITE 3100K	20°	24W 98310231 DALI 98310599 36W 98310445 DALI 98310599
	034010902	●				56°	
	034010903	●					
	034011001	○				56°	
	034011002	●					
	034011003	●					




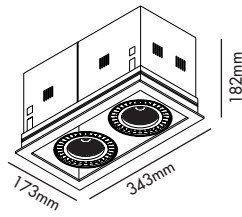
Downlight System

COLIN TL QR KIT



Energy	Ref.	Socket	V	W	Gear
B > C	03400401	1*G53	12V	50W	ELECTRONIC GEAR NOT INCL.
	03400402				
	03400403				

*Bulb not included



Ref.	W	lm	K	x°	Driver (NOT INCL)	
CR182 A++>A	034011101 ○	36/50W	4200/5550lm	2700K	20°	18W 98310325 DALI 98310599 25W 98310231 DALI 98310599
	034011102 ●					
	034011103 ●					
	034011201 ○				56°	
	034011202 ●					
	034011203 ●					
CR185 A++>A	034011301 ○	4520/5980lm	3000K	20°		
	034011302 ●					
	034011303 ●					
	034011401 ○			56°		
	034011402 ●					
	034011403 ●					
	034011501 ○	4700/6210lm	4000K	20°		
	034011502 ●					
	034011503 ●					
	034011601 ○			56°		
	034011602 ●					
	034011603 ●					

CR195 A++>A	034011701 ○	72W	6980lm	2700K	20°	36W 98310445 DALI 98310599
	034011702 ●					
	034011703 ●					
	034011801 ○				56°	
	034011802 ●					
	034011803 ●					
	034011901 ○		7400lm	3000K	20°	
	034011902 ●					
	034011903 ●					
	034012001 ○				56°	
	034012002 ●					
	034012003 ●					
034012101 ○	8140lm	4000K	20°			
034012102 ●						
034012103 ●						
034012201 ○			56°			
034012202 ●						
034012203 ●						

Ref.	W	lm	K	x°	Driver (NOT INCL)	
CR182 A++>A	034012301 ○	72W	8800lm	2700K	20°	36W 98310445 DALI 98310599
	034012302 ●					
	034012303 ●					
	034012401 ○				56°	
	034012402 ●					
	034012403 ●					
CR185 A++>A	034012501 ○	9560lm	3000K	20°		
	034012502 ●					
	034012503 ●					
	034012601 ○			56°		
	034012602 ●					
	034012603 ●					
	034012701 ○	9940lm	4000K	20°		
	034012702 ●					
	034012703 ●					
034012801 ○	56°					
034012802 ●						
034012803 ●						

FOOD LIGHTING LED		Ref.	W	lm	K	x°	Driver (NOT INCL.)		
CRI85 A+ A	034012901	○	48/72W	3800/5450lm	FRUITS...	20°	24W 98310231 DALI 98310599 36W 98310445 DALI 98310599		
	034012902	●				56°			
	034012903	●							
	034013001	○		3920/5620lm	FISH	20°			
	034013002	●				56°			
	034013003	●							
	034013101	○		3580/5140lm	MEAT	20°			
	034013102	●				56°			
	034013103	●							
CRI70 A+ A	034013301	○	48/72W	5270/7570lm	PEARL WHITE 3100K	20°	24W 98310231 DALI 98310599 36W 98310445 DALI 98310599		
	034013302	●				56°			
	034013303	●							
	034013401	○				3580/5140lm		MEAT	20°
	034013402	●							56°
	034013403	●							

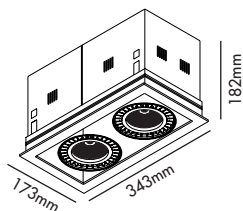
RETAIL LIGHTING LED		Ref.	W	lm	K	x°	Driver (NOT INCL.)		
CRI95 A+ A	034013501	○	48/72W	5270/7570lm	PEARL WHITE 3100K	20°	24W 98310231 DALI 98310599 36W 98310445 DALI 98310599		
	034013502	●				56°			
	034013503	●							
	034013601	○				3580/5140lm		MEAT	20°
	034013602	●							56°
	034013603	●							



Downlight System


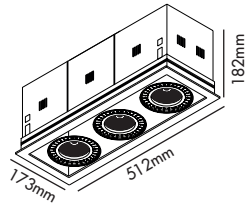
COLIN 2L

QR KIT



Energy	Ref.	Socket	V	W	Gear
B C	03400501	2*G53	12V	50W	ELECTRONIC GEAR NOT INCL.
	03400502				
	03400503				

*Bulb not included




Ref.	W	lm	K	x°	Driver (NOT INCL)	
CR182 A+ A	034013701 ○	54/75W	6300/8325lm	2700K	20°	18W 98310325 DALI 98310599 25W 98310231 DALI 98310599
	034013702 ●				56°	
	034013703 ●					
034013801 ○	56°					
034013802 ●						
034013803 ●						
CR185 A+ A	034013901 ○	54/75W	6780/8970lm	3000K	20°	
	034013902 ●				56°	
	034013903 ●					
	034014001 ○					
	034014002 ●					
	034014003 ●					
034014101 ○ 034014102 ● 034014103 ●	54/75W	7050/9315lm	4000K	20°		
				56°		
					034014201 ○	
034014202 ●	56°					
034014203 ●						

CR195 A+ A	034014301 ○	108W	10470lm	2700K	20°	36W 98310445 DALI 98310599
	034014302 ●				56°	
	034014303 ●					
034014401 ○	56°					
034014402 ●						
034014403 ●						
CR195 A+ A	034014501 ○	108W	11100lm	3000K	20°	
	034014502 ●				56°	
	034014503 ●					
034014601 ○	56°					
034014602 ●						
034014603 ●						
034014701 ○ 034014702 ● 034014703 ●	108W	12210lm	4000K	20°		
				56°		
					034014801 ○	
034014802 ●	56°					
034014803 ●						


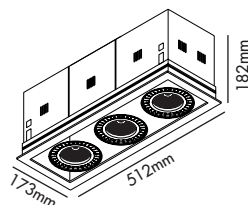
CR182 A+ A	034014901 ○	108W	13200lm	2700K	20°	36W 98310445 DALI 98310599
	034014902 ●				56°	
	034014903 ●					
034015001 ○	56°					
034015002 ●						
034015003 ●						
CR185 A+ A	034015101 ○	108W	14340lm	3000K	20°	
	034015102 ●				56°	
	034015103 ●					
	034015201 ○					
	034015202 ●					
	034015203 ●					
034015301 ○ 034015302 ● 034015303 ●	108W	14910lm	4000K	20°		
				56°		
					034015401 ○	
034015402 ●	56°					
034015403 ●						

FOOD LIGHTING LED		Ref.	W	lm	K	x°	Driver (NOT INCL.)
CRI85 A+ A	034015501	○	72/108W	5700/8175lm	FRUITS...	20°	24W 98310231 DALI 98310599 36W 98310445 DALI 98310599
	034015502	●				56°	
	034015503	●					
	034015601	○		5880/8430lm	FISH	20°	
	034015602	●				56°	
	034015603	●					
	034015701	○		5370/7710lm	MEAT	20°	
	034015702	●				56°	
	034015703	●					
CRI70 A+ A	034015901	○	72/108W	7905/11355lm	PEARL WHITE 3100K	20°	24W 98310231 DALI 98310599 36W 98310445 DALI 98310599
	034015902	●				56°	
	034015903	●					
	034016001	○				56°	
	034016002	●					
	034016003	●					

RETAIL LIGHTING LED		Ref.	W	lm	K	x°	Driver (NOT INCL.)
CRI95 A+ A	034016101	○	72/108W	7905/11355lm	PEARL WHITE 3100K	20°	24W 98310231 DALI 98310599 36W 98310445 DALI 98310599
	034016102	●				56°	
	034016103	●					
	034016201	○				56°	
	034016202	●					
	034016203	●					


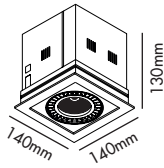


COLIN 3L QR KIT



Energy	Ref.	Socket	V	W	Gear
B C	03400601	3*G53	12V	50W	ELECTRONIC GEAR NOT INCL.
	03400602				
	03400603				

*Bulb not included



Ref.	W	lm	K	α°	Driver (NOT INCL)			
CR182 A+ A	12/18W	1565/2100lm	2700K	20°	12W 98310125 DALI 98310599 18W 98310325 DALI 98310599			
				56°				
				20°		1685/2260lm	3000K	
								56°
								20°
				56°				
56°								




CR195 A+ A	17/24W	1810/2470lm	2700K	20°	17W 98310325 DALI 98310599 24W 98310231 DALI 98310599		
				56°			
				20°		1920/2615lm	3000K
				20°		2110/2875lm	4000K


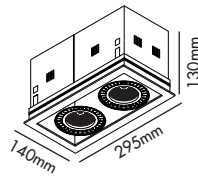
HIGH EFFICIENCY LED		Ref.	W	lm	K	°	Driver (NOT INCL.)
CRI82 A+>A	033009501	○	24W	3145lm	2700K	20°	24W 98310231 DALI 98310599
	033009502	●				56°	
	033009503	●					
CRI85 A+>A	033009601	○		3385lm	3000K		
	033009602	●				56°	
	033009603	●					
	033009701	○	3515lm	4000K	20°		
		033009702			●	56°	
		033009703			●		
033009801	○	3515lm	4000K	20°			
	033009802			●	56°		
	033009803			●			
033009901	○	3515lm	4000K	20°			
	033009902			●	56°		
	033009903			●			
033010001	○	3515lm	4000K	20°			
	033010002			●	56°		
	033010003			●			

FOOD LIGHTING LED		Ref.	W	lm	Icon	°	Driver (NOT INCL.)
CRI85 A+>A	033010101	○	24W	1900lm	FRUITS...	20°	24W 98310231 DALI 98310599
	033010102	●				56°	
	033010103	●					
033010201	○	1960lm		FISH	20°		
	033010202				●	56°	
	033010203				●		
033010301	○	1790lm	MEAT	20°			
	033010302			●	56°		
	033010303			●			
033010401	○	1790lm	MEAT	20°			
	033010402			●	56°		
	033010403			●			
033010501	○	1790lm	MEAT	20°			
	033010502			●	56°		
	033010503			●			
033010601	○	1790lm	MEAT	20°			
	033010602			●	56°		
	033010603			●			

RETAIL LIGHTING LED		Ref.	W	lm	K	°	Driver (NOT INCL.)		
CRI95 A+>A	033010701	○	17/24W	1965/2635lm	PEARL WHITE 3100K	20°	17W 98310325 DALI 98310599 24W 98310231 DALI 98310599		
	033010702	●				56°			
	033010703	●							
033010801	○	1965/2635lm						PEARL WHITE 3100K	20°
	033010802					●			56°
	033010803					●			









Downlight System




Ref.	W	lm	K	x°	Driver (NOT INCL.)	
CR182 A+ A	24/36W	3130/4200lm	2700K	20°	12W 98310125 DALI 98310599 18W 98310325 DALI 98310599	
				56°		
				20°		
						56°
				56°		
CR185 A+ A	3370/4520lm	3000K	20°			
			56°			
			3500/4700lm			
				4000K		
						20°
			56°			

CR195 A+ A	34/48W	3620/4940lm	2700K	20°	17W 98310325 DALI 98310599 24W 98310231 DALI 98310599	
				56°		
				3840/5230lm		
						3000K
				56°		
		4220/5750lm	4000K	20°		
				56°		


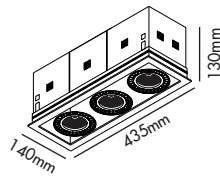
HIGH EFFICIENCY LED		Ref.	W	lm	K	x°	Driver (NOT INCL.)
CRI82 A+ A	033012101	<input type="radio"/>	48W	6290lm	2700K	20°	24W 98310231 DALI 98310599
	033012102	<input checked="" type="radio"/>				56°	
	033012103	<input checked="" type="radio"/>					
	033012201	<input type="radio"/>					
	033012202	<input checked="" type="radio"/>					
	033012203	<input checked="" type="radio"/>					
CRI85 A+ A	033012301	<input type="radio"/>	48W	6770lm	3000K		
	033012302	<input checked="" type="radio"/>				56°	
	033012303	<input checked="" type="radio"/>					
	033012401	<input type="radio"/>					
	033012402	<input checked="" type="radio"/>					
	033012403	<input checked="" type="radio"/>					
	033012501	<input type="radio"/>	7030lm	4000K	20°		
	033012502	<input checked="" type="radio"/>			56°		
	033012503	<input checked="" type="radio"/>					
	033012601	<input type="radio"/>					
	033012602	<input checked="" type="radio"/>					
	033012603	<input checked="" type="radio"/>					

FOOD LIGHTING LED		Ref.	W	lm	Icon	x°	Driver (NOT INCL.)	
CRI85 A+ A	033012701	<input type="radio"/>	48W	3800lm		20°	24W 98310231 DALI 98310599	
	033012702	<input checked="" type="radio"/>				56°		
	033012703	<input checked="" type="radio"/>						
	033012801	<input type="radio"/>		3920lm				20°
	033012802	<input checked="" type="radio"/>						56°
	033012803	<input checked="" type="radio"/>						
	033012901	<input type="radio"/>		3580lm				
	033012902	<input checked="" type="radio"/>				56°		
	033012903	<input checked="" type="radio"/>						
033013001	<input type="radio"/>	3580lm		20°				
033013002	<input checked="" type="radio"/>			56°				
033013003	<input checked="" type="radio"/>							
033013101	<input type="radio"/>	3580lm			20°			
033013102	<input checked="" type="radio"/>				56°			
033013103	<input checked="" type="radio"/>							
033013201	<input type="radio"/>	3580lm				20°		
033013202	<input checked="" type="radio"/>			56°				
033013203	<input checked="" type="radio"/>							

RETAIL LIGHTING LED		Ref.	W	lm	K	x°	Driver (NOT INCL.)
CRI95 A+ A	033013301	<input type="radio"/>	34/48W	3930/5270lm	PEARL WHITE 3100K	20°	17W 98310325 DALI 98310599
	033013302	<input checked="" type="radio"/>				56°	
	033013303	<input checked="" type="radio"/>					
	033013401	<input type="radio"/>					24W 98310231 DALI 98310599
	033013402	<input checked="" type="radio"/>					
	033013403	<input checked="" type="radio"/>					






Downlight System



Ref.	W	lm	K	x°	Driver (NOT INCL)	
CR182 A+ A	033013501 ○ 033013502 ● 033013503 ●	36/54W	4695/6300lm	2700K	20°	12W 98310125 DALI 98310599 18W 98310325 DALI 98310599
	033013601 ○ 033013602 ● 033013603 ●				56°	
	033013701 ○ 033013702 ● 033013703 ●				20°	
	033013801 ○ 033013802 ● 033013803 ●				56°	
	033013901 ○ 033013902 ● 033013903 ●				20°	
	033014001 ○ 033014002 ● 033014003 ●				56°	
CR185 A+ A	033014101 ○ 033014102 ● 033014103 ●	51/72W	5760/7485lm	3000K	20°	
	033014201 ○ 033014202 ● 033014203 ●				56°	
	033014301 ○ 033014302 ● 033014303 ●				20°	
	033014401 ○ 033014402 ● 033014403 ●				56°	
	033014501 ○ 033014502 ● 033014503 ●				20°	
	033014601 ○ 033014602 ● 033014603 ●				56°	

CR195 A+ A	033014101 ○ 033014102 ● 033014103 ●	51/72W	5760/7485lm	3000K	20°	17W 98310325 DALI 98310599 24W 98310231 DALI 98310599
	033014201 ○ 033014202 ● 033014203 ●				56°	
	033014301 ○ 033014302 ● 033014303 ●				20°	
	033014401 ○ 033014402 ● 033014403 ●				56°	
	033014501 ○ 033014502 ● 033014503 ●				20°	
	033014601 ○ 033014602 ● 033014603 ●				56°	

HIGH EFFICIENCY LED	Ref.	W	lm	K	x°	Driver (NOT INCL.)
CRI82 A+ A	033014701 ○	72W	9435lm	2700K	20°	24W 98310231 DALI 98310599
	033014702 ●				56°	
	033014703 ●					
033014801 ○						
033014802 ●						
033014803 ●						
CRI85 A+ A	033014901 ○		10155lm	3000K		
	033014902 ●				56°	
	033014903 ●					
	033015001 ○		10545lm	4000K		
	033015002 ●				56°	
	033015003 ●					
	033015101 ○					
	033015102 ●					
	033015103 ●					
033015201 ○	10545lm	4000K	20°			
033015202 ●			56°			
033015203 ●						

FOOD LIGHTING LED	Ref.	W	lm	Icon	x°	Driver (NOT INCL.)	
CRI85 A+ A	033015301 ○	72W	5700lm	 FRUITS...	20°	24W 98310231 DALI 98310599	
	033015302 ●				56°		
	033015303 ●						
	033015401 ○						
	033015402 ●						
	033015403 ●						
	CRI85 A+ A		033015501 ○	5880lm			 FISH
			033015502 ●		56°		
			033015503 ●				
033015601 ○							
033015602 ●							
033015603 ●							
CRI70 A+ A	033015701 ○	5370lm	 MEAT	20°			
	033015702 ●			56°			
	033015703 ●						
	033015801 ○						
	033015802 ●						
	033015803 ●						

RETAIL LIGHTING LED	Ref.	W	lm	K	x°	Driver (NOT INCL.)
CRI95 A+ A	033015901 ○	51/72W	5895/7905lm	PEARL WHITE 3100K	20°	17W 98310325 DALI 98310599 24W 98310231 DALI 98310599
	033015902 ●				56°	
	033015903 ●					
	033016001 ○					
	033016002 ●					
	033016003 ●					




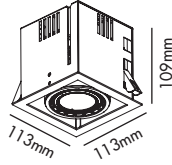
Downlight System

nanoCOLIN 1L

WITH
FRAME



LED
new



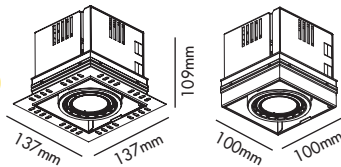
Ref.	W	lm	K	x°	Driver (NOT INCL.)			
CRI82 A++>A	035000101 ○	7/12W	850/1360lm	2700K	20°	7W 98310509 12W 98310125		
	035000102 ●				56°			
	035000103 ●							
035000201 ○	915/1465lm				3000K		20°	
035000202 ●							56°	
035000203 ●								
CRI85 A++>A	035000301 ○	950/1525lm	4000K	20°				
	035000302 ●			56°				
	035000303 ●							
	035000401 ○			7/12W	915/1465lm		3000K	20°
	035000402 ●							56°
	035000403 ●							
	035000501 ○					950/1525lm		4000K
035000502 ●	56°							
035000503 ●								
035000601 ○	7/12W	915/1465lm	3000K	20°				
035000602 ●				56°				
035000603 ●								

54

WITHOUT
FRAME



LED
new



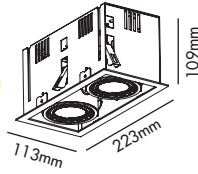
Ref.	W	lm	K	x°	Driver (NOT INCL.)			
CRI82 A++>A	035100101 ○	7/12W	850/1360 lm	2700K	20°	7W 98310509 12W 98310125		
	035100102 ●				56°			
	035100201 ○							
035100202 ●	915/1465lm				3000K		20°	
035100401 ○							56°	
035100402 ●								
CRI85 A++>A	035100501 ○	950/1525lm	4000K	20°				
	035100502 ●			56°				
	035100601 ○				7/12W		915/1465lm	3000K
	035100602 ●			56°				

nanoCOLIN 2L

WITH FRAME



LED
new


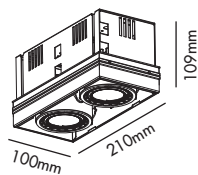
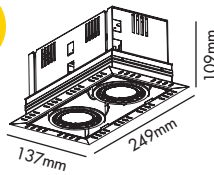


Ref.	W	lm	K	x°	Driver (NOT INCL.)
CRI82 A++>A	14/24W	1700/2720lm	2700K	20°	7W 98310509 12W 98310125
				56°	
		1830/2930lm	3000K	20°	
56°					
CRI85 A++>A		1900/3050lm	4000K	20°	
				56°	

WITHOUT FRAME



LED
new



Ref.	W	lm	K	x°	Driver (NOT INCL.)
CRI82 A++>A	14/24W	1700/2720lm	2700K	20°	7W 98310509 12W 98310125
				56°	
		1830/2930lm	3000K	20°	
56°					
CRI85 A++>A		1900/3050lm	4000K	20°	
				56°	

SIGNAL

Wall recessed luminaire with reduced dimensions with IP65. LED asymmetric 3W 3000K.
It can be installed both in indoor and outdoor.

Luminaria empotrable de pared de reducidas dimensiones con IP65. LED asimétrico 3W 3000k.
Se puede instalar tanto en interior como en exterior.

CLEAR

LED recessed luminaire with IP65. The light is located several centimeters above the outer frame to avoid glare.

Luminaria empotrable LED IP65. La fuente de luz está situada varios centímetros por encima del marco exterior para evitar el deslumbramiento.

AIM

LED recessed luminaire with IP65. This semi-recessed luminaire when installed, a part of the frame stays out of the ceiling giving a different decorative touch.

Luminaria empotrable LED IP65. Esta luminaria es semi-empotrada. Una vez instalada, queda fuera del techo un marco que consigue un efecto decorativo diferente.

WET

Luminaire for GU10 or MR16 lamp holder it is IP44.

Luminaria para lámparas GU10 o MR16 IP44.

FRESH

Squared recessed luminaire for GU10 and MR16 lamps.
To avoid glare, the light is located several centimeters above the outer frame.

Luminaria empotrable en formato cuadrado para lámparas GU10 o MR16. La fuente de luz está situada a varios cm por encima del marco exterior para evitar el deslumbramiento.

MOIST

Family of recessed luminaires for GU10 or MR 16 lamps.
It comes in low luminance, IP44, wall washer and without frame.

Familia de luminarias empotrables para lámparas Gu10 o MR16.
Disponibles en baja luminancia, IP44, bañador de pared y sin marco.

NUSA

LED orientable recessed luminaire. The aluminum made reflector of 320° and the driver is included.

Luminaria empotrable orientable LED. Con reflector de aluminio de 320° y driver incluido.

COMPACT

LED recessed luminaire IP65. This luminaire has great performance and due to its height (38mm) it can be installed in spaces with reduced space. Despite its small measures it gives 1000Lm.

Luminaria empotrable LED IP65. Esta luminaria tiene un gran rendimiento y gracias a su altura (38mm) podemos instalarla en espacios con reducida altura libre.
Pese a sus medidas dispone de 1000Lm.

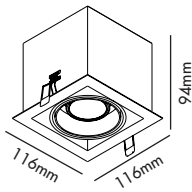


- FALCON
- SIGNAL
- CLEAR
- AIM
- WET
- FRESH
- MOIST
- NUSA
- COMPACT

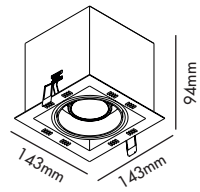
FALCON 1L

GU10

WITH
FRAME



WITHOUT
FRAME



Energy	Ref.	Socket	W
A → C	03020401	○	max. 50W
	03020402	●	
	03020403	●	

Energy	Ref.	Socket	W
A → C	03100401	○	max. 50W
	03100402	●	

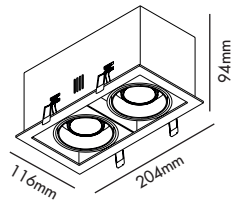
*Socket MR16 not included ref. 4R033
*Bulb not included

*Socket MR16 not included ref. 4R033
*Bulb not included

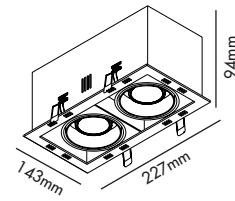
FALCON 2L

GU10

WITH
FRAME



WITHOUT
FRAME



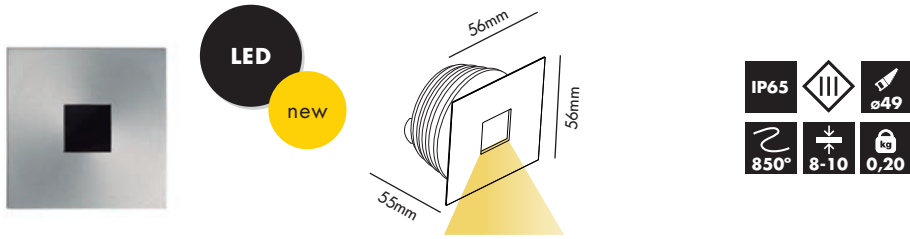
Energy	Ref.	Socket	W
A → C	03020501	○	max. 50W
	03020502	●	
	03020503	●	

Energy	Ref.	Socket	W
A → C	03100501	○	max. 50W
	03100502	●	

*Socket MR16 not included ref. 4R033
*Bulb not included

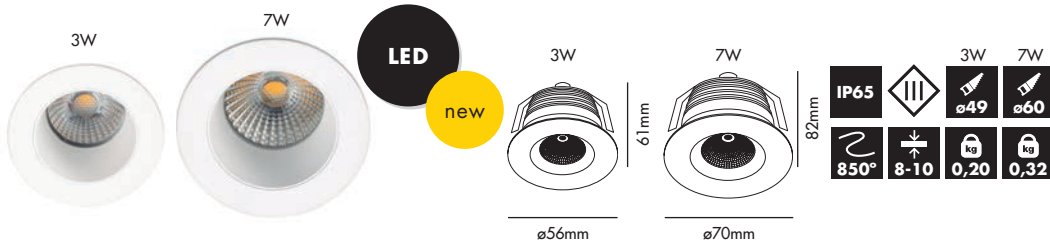
*Socket MR16 not included ref. 4R033
*Bulb not included

SIGNAL asimétrico



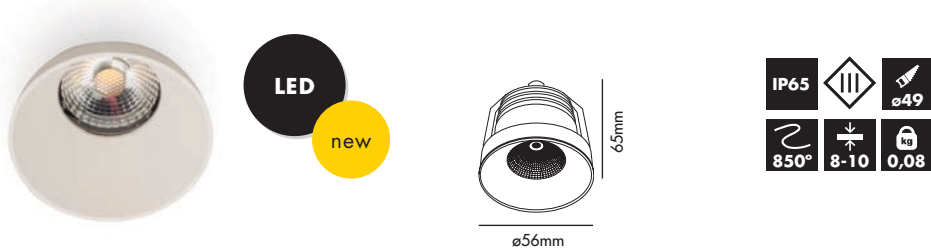
Ref.	W	mA	lm	K	x°	Driver
CRI80 A+ > A 02100101	3W	350	102lm	3000K	36°	NOT INCL. 98310110

CLEAR



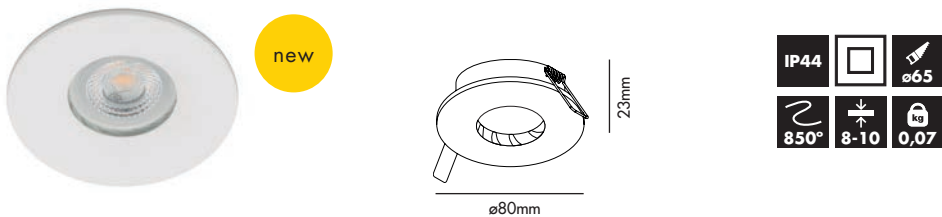
Ref.	W	mA	lm	K	x°	Driver
CRI80 A+ > A 02100201	3W	350	256lm	3000K	36°	NOT INCL. 98310110
02100301	7W		403lm			

AIM



Ref.	W	mA	lm	K	x°	Driver
CRI80 A+ > A 02100401	3W	350	256lm	3000K	36°	NOT INCL. 98310110

WET



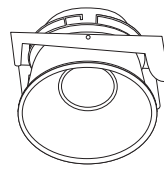
Ref.	W	Socket
02100801	50W MAX.	GU10 INCLUDED

*Socket MR16 not included ref. 4R033
*Bulb not included


FRESH



new



60mm



ø90mm

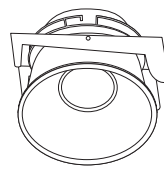
Ref.	W	Socket
02100501	○	50W MAX. GU10 INCLUDED
02100502	●	
02100503	●	

*Socket MR16 not included ref. 4R033
*Bulb not included

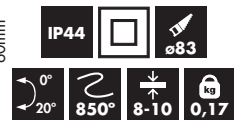
FRESH IP44



new



60mm



ø89mm

Ref.	W	Socket
02200501	○	50W MAX. GU10 INCLUDED
02200502	●	
02200503	●	

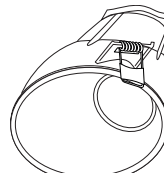
*Socket MR16 not included ref. 4R033
*Bulb not included

60

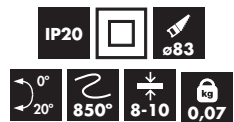
FRESH Wall whaser



new



64mm



ø90mm

Ref.	W	Socket
02100601	○	50W MAX. GU10 INCLUDED
02100602	●	
02100603	●	

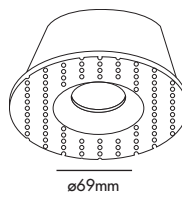
*Socket MR16 not included ref. 4R033
*Bulb not included

FRESH Without frame

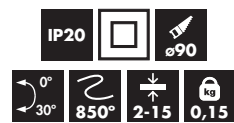


WITHOUT
FRAME

new



63mm



ø69mm

ø120mm


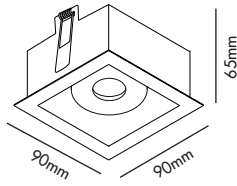
Ref.	W	Socket
02100701	○	50W MAX. GU10 INCLUDED

*Socket MR16 not included ref. 4R033
*Bulb not included

MOIST




new



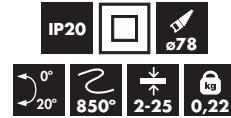
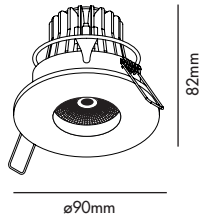
Ref.	W	Socket
02100901	50W MAX.	GU10 INCLUDED

*Socket MR16 not included ref. 4R033
*Bulb not included

NUSA



LED

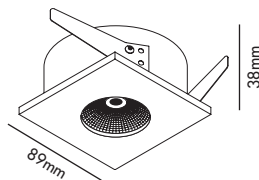


	Ref.	W	mA	lm	V	K	x°	Driver
CRI80 A++>A	02090101	7W	350mA	550lm	100-240V	2700K	38°	INCL.
	02090201					4000K		

COMPACT



LED

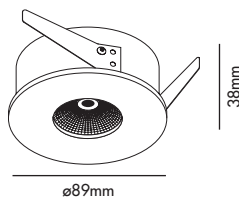


	Ref.	W	mA	lm	K	x°	Driver
CRI80 A++>A	02080101	15W	350mA	1000lm	3000K	36°	NOT INCL. 98310125 DALI 98310599

COMPACT



LED



	Ref.	W	mA	lm	K	x°	Driver
CRI80 A++>A	02070101	15W	350mA	1000lm	3000K	36°	NOT INCL. 98310125 DALI 98310599

SIGN

Surface luminaire.

This family of lighting is manufactured in different sizes and potency, which makes it easy to find the one that fits best your lighting needs.

The LED models incorporate what we call EYE which is a high efficiency heat sink where the chip is housed. This heatsink is designed to accommodate different types of LED and makes it possible for us to replace the LED easily.

We always use top brand LED making sure we can offer the latest technology available in the market and the most efficient led.

The driver is supplied with the luminaire.

Luminaria de superficie.

Esta familia de luminarias se fabrica en diferentes tamaños y potencias por lo que es fácil encontrar la que más se ajuste a nuestras necesidades de iluminación.

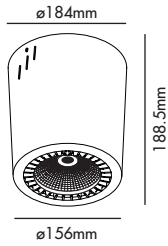
Los modelos LED incorporan lo que nosotros llamamos EYE que es un disipador de calor de alta eficiencia donde va alojado el chip. Este disipador está preparado para alojar diferentes tipos de LED y también hace posible que podamos sustituir el LED fácilmente.

Siempre utilizamos LED de primeras marcas asegurándonos de poder ofrecer la última tecnología disponible en el mercado y los led más eficientes.

El driver se suministra con la luminaria.



SIGN



	Ref.		W	lm	K	x°	Driver	
CRI82 A++>A	050204101	○	18W	2100lm	2700K	20°	INCL.	
	050204102	●						
	050204103	●						
050204201	○	56°						
050204202	●							
050204203	●							
CRI85 A++>A	050204301	○	2260lm	3000K	20°			
	050204302	●						
	050204303	●						
	050204401	○			56°			
050204402	●							
050204403	●							
CRI85 A++>A	050204501	○	25W	2350lm	4000K	20°		
	050204502	●						
	050204503	●						
	050204601	○				56°		
	050204602	●						
	050204603	●						
	CRI85 A++>A	050204701		○	25W		2775lm	2700K
		050204702		●				
050204703		●						
050204801		○	56°					
050204802		●						
050204803		●						
050204901		○	2990lm	3000K		20°		
050204902		●						
050204903		●						
050205001		○				56°		
050205002		●						
050205003		●						
050205101	○	3105lm	4000K	20°				
050205102	●							
050205103	●							
050205201	○			56°				
050205202	●							
050205203	●							

	Ref.	
○	050204101D	○
	050204102D	●
	050204103D	●
○	050204201D	○
	050204202D	●
	050204203D	●
○	050204301D	○
	050204302D	●
	050204303D	●
○	050204401D	○
	050204402D	●
	050204403D	●
○	050204501D	○
	050204502D	●
	050204503D	●
○	050204601D	○
	050204602D	●
	050204603D	●
○	050204701D	○
	050204702D	●
	050204703D	●
○	050204801D	○
	050204802D	●
	050204803D	●
○	050204901D	○
	050204902D	●
	050204903D	●
○	050205001D	○
	050205002D	●
	050205003D	●
○	050205101D	○
	050205102D	●
	050205103D	●
○	050205201D	○
	050205202D	●
	050205203D	●

HIGH EFFICIENCY LED

CRI82 A++>A	050205301	○	36W	4440lm	2700K	20°	INCL.
	050205302	●					
	050205303	●					
050205401	○	56°					
050205402	●						
050205403	●						
CRI85 A++>A	050205501	○	4780lm	3000K	20°		
	050205502	●					
	050205503	●					
	050205601	○			56°		
	050205602	●					
	050205603	●					
	050205701	○		4970lm		4000K	20°
	050205702	●					
050205703	●						
050205801	○	56°					
050205802	●						
050205803	●						

○	050205301D	○
	050205302D	●
	050205303D	●
○	050205401D	○
	050205402D	●
	050205403D	●
○	050205501D	○
	050205502D	●
	050205503D	●
○	050205601D	○
	050205602D	●
	050205603D	●
○	050205701D	○
	050205702D	●
	050205703D	●
○	050205801D	○
	050205802D	●
	050205803D	●

CRI95	Ref.	W	lm	K	x°	Driver
CRI95 A+>A	050205901 ○ 050205902 ● 050205903 ●	36W	3490lm	2700K	20°	INCL.
	56°					
	050206101 ○ 050206102 ● 050206103 ●		3700lm	3000K	20°	
	56°					
	050206301 ○ 050206302 ● 050206303 ●		4070lm	4000K	20°	
	56°					
	050206401 ○ 050206402 ● 050206403 ●			56°		

Ref.	Driver
050205901D ○ 050205902D ● 050205903D ●	DALI
050206001D ○ 050206002D ● 050206003D ●	
050206101D ○ 050206102D ● 050206103D ●	
050206201D ○ 050206202D ● 050206203D ●	
050206301D ○ 050206302D ● 050206303D ●	
050206401D ○ 050206402D ● 050206403D ●	

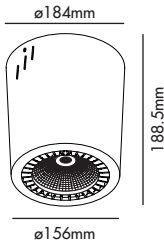
FOOD LIGHTING LED	Ref.	W	lm	Icon	x°	Driver	
CRI85 A+>A	050206501 ○ 050206502 ● 050206503 ●	24W	1900lm	FRUITS...	20°	INCL.	
	56°						
	050206701 ○ 050206702 ● 050206703 ●		1960lm	FISH	20°		
	56°						
	050206901 ○ 050206902 ● 050206903 ●		1790lm	MEAT	20°		
	56°						
	CRI85 A+>A	050207101 ○ 050207102 ● 050207103 ●	36W	2725lm	FRUITS...		20°
		56°					
		050207301 ○ 050207302 ● 050207303 ●		2810lm	FISH		20°
56°							
CRI70 A+>A		050207501 ○ 050207502 ● 050207503 ●		2570lm	MEAT	20°	
		050207601 ○ 050207602 ● 050207603 ●				56°	

050206501D ○ 050206502D ● 050206503D ●	DALI
050206601D ○ 050206602D ● 050206603D ●	
050206701D ○ 050206702D ● 050206703D ●	
050206801D ○ 050206802D ● 050206803D ●	
050206901D ○ 050206902D ● 050206903D ●	
050207001D ○ 050207002D ● 050207003D ●	
050207101D ○ 050207102D ● 050207103D ●	
050207201D ○ 050207202D ● 050207203D ●	
050207301D ○ 050207302D ● 050207303D ●	
050207401D ○ 050207402D ● 050207403D ●	
050207501D ○ 050207502D ● 050207503D ●	
050207601D ○ 050207602D ● 050207603D ●	



Surface & Suspended

SIGN



RETAIL LIGHTING LED

Ref.	W	lm	K	x°	Driver		
050207701 ○	24W	2635lm	PEARL WHITE 3100K	20°	INCL.		
050207702 ●							
050207703 ●							
050207801 ○	36W	3785lm		56°			
050207802 ●							
050207803 ●							
050207901 ○	36W	3785lm	PEARL WHITE 3100K	20°	INCL.		
050207902 ●							
050207903 ●							
050208001 ○	36W	3785lm		PEARL WHITE 3100K		56°	INCL.
050208002 ●							
050208003 ●							

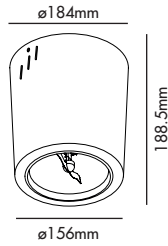
CRI95



Ref.	Driver
050207701D ○	INCL.
050207702D ●	
050207703D ●	
050207801D ○	INCL.
050207802D ●	
050207803D ●	
050207901D ○	INCL.
050207902D ●	
050207903D ●	
050208001D ○	INCL.
050208002D ●	
050208003D ●	

SIGN

QR-111

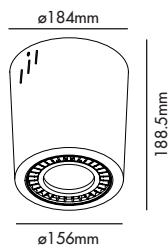


Energy	Ref.	Socket	V	W	Gear	
B → C	05022701	○	1*GX53	12V	max. 100W	ELECTRONIC GEAR INCL.
	05022702	●				
	05022703	●				

*Bulb not included

SIGN

QR-111 LED

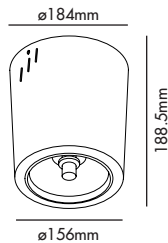


Energy	Ref.	Socket	V	W	Gear	
A → A	05022801	○	1*GX53	12V	5-25W	ELECTRONIC GEAR INCL.
	05022802	●				
	05022803	●				

*Bulb not included

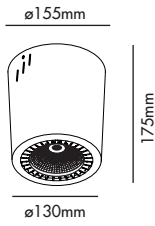
SIGN

CDM-R111



Energy	Ref.	Socket	W	Gear
B →	05022901	1*GX8.5	20W	ELECTRONIC GEAR INCL.
	05022902			
	05022903			
B →	05023101	1*GX8.5	35W	ELECTRONIC GEAR INCL.
	05023102			
	05023103			
B →	05023201	1*GX8.5	70W	ELECTRONIC GEAR INCL.
	05023202			
	05023203			

*Bulb not included



Ref.	W	lm	K	x°	Driver	
CRI82 A+ A	12W	1565lm	2700K	050304701 ○	20°	INCL.
				050304702 ●		
				050304703 ●		
050304801 ○				56°		
050304802 ●						
050304803 ●						
CRI85 A+ A	12W	1685lm	3000K	050304901 ○	20°	
				050304902 ●		
				050304903 ●		
050305001 ○				56°		
050305002 ●						
050305003 ●						
CRI85 A+ A	12W	1750lm	4000K	050305101 ○	20°	
				050305102 ●		
				050305103 ●		
050305201 ○				56°		
050305202 ●						
050305203 ●						
CRI82 A+ A	18W	2100lm	2700K	050305301 ○	20°	INCL.
				050305302 ●		
				050305303 ●		
050305401 ○				56°		
050305402 ●						
050305403 ●						
CRI85 A+ A	18W	2260lm	3000K	050305501 ○	20°	
				050305502 ●		
				050305503 ●		
050305601 ○				56°		
050305602 ●						
050305603 ●						
CRI85 A+ A	18W	2350lm	4000K	050305701 ○	20°	
				050305702 ●		
				050305703 ●		
050305801 ○				56°		
050305802 ●						
050305803 ●						

CRI95

Ref.	W	lm	K	x°	Driver				
050305901 ○ 050305902 ● 050305903 ●	17W	1810lm	2700K	20°	INCL.				
050306001 ○ 050306002 ● 050306003 ●				56°					
050306101 ○ 050306102 ● 050306103 ●				1920lm		3000K	20°		
050306201 ○ 050306202 ● 050306203 ●							56°		
050306301 ○ 050306302 ● 050306303 ●				2110lm		4000K	20°		
050306401 ○ 050306402 ● 050306403 ●							56°		
050306501 ○ 050306502 ● 050306503 ●		24W	2470lm	2700K		20°	INCL.		
050306601 ○ 050306602 ● 050306603 ●						56°			
050306701 ○ 050306702 ● 050306703 ●						2615lm		3000K	20°
050306801 ○ 050306802 ● 050306803 ●									56°
050306901 ○ 050306902 ● 050306903 ●						2875lm		4000K	20°
050307001 ○ 050307002 ● 050307003 ●									56°

CRI95
A+ → A

HIGH EFFICIENCY LED












050307101 ○ 050307102 ● 050307103 ●	24W	3145lm	2700K	20°	INCL.		
050307201 ○ 050307202 ● 050307203 ●				56°			
050307301 ○ 050307302 ● 050307303 ●				3385lm		3000K	20°
050307401 ○ 050307402 ● 050307403 ●							56°
050307501 ○ 050307502 ● 050307503 ●				3515lm		4000K	20°
050307601 ○ 050307602 ● 050307603 ●							56°

CRI82
A+ → A

CRI85
A+ → A



Surface & Suspended

FOOD LIGHTING LED		Ref.	W	lm	K	x°	Driver	
CRI85 A++ A	050307701 ○	17W	1390lm	 FRUITS...	20°	INCL.		
	050307702 ●				56°			
	050307703 ●							
	050307801 ○				1435lm		 FISH	20°
	050307802 ●							56°
	050307803 ●							
	050308001 ○	1310lm	 MEAT	20°				
	050308002 ●			56°				
	050308003 ●							
CRI85 A++ A	050308101 ○	24W	1900lm	 FRUITS...	20°	INCL.		
	050308102 ●				56°			
	050308103 ●							
	050308201 ○				1960lm		 FISH	20°
	050308202 ●							56°
	050308203 ●							
	CRI70 A++ A	050308301 ○	1790lm	 MEAT	20°		INCL.	
		050308302 ●			56°			
		050308303 ●						
050308401 ○		1790lm			 MEAT	20°		
050308402 ●						56°		
050308403 ●								
CRI70 A++ A		050308501 ○	1790lm	 MEAT	20°	INCL.		
		050308502 ●			56°			
		050308503 ●						
	050308601 ○	1790lm			 MEAT		20°	
	050308602 ●						56°	
	050308603 ●							
	CRI70 A++ A	050308701 ○	1790lm	 MEAT	20°		INCL.	
		050308702 ●			56°			
		050308703 ●						
050308801 ○		1790lm			 MEAT	20°		
050308802 ●						56°		
050308803 ●								

RETAIL LIGHTING LED		Ref.	W	lm	K	x°	Driver	
CRI95 A++ A	050308901 ○	17W	1956lm	PEARL WHITE 3100K	20°	INCL.		
	050308902 ●				56°			
	050308903 ●							
	050309001 ○	24W	2635lm	PEARL WHITE 3100K	20°			
	050309002 ●				56°			
	050309003 ●							
	050309101 ○				2635lm		PEARL WHITE 3100K	20°
	050309102 ●							56°
	050309103 ●							
CRI95 A++ A	050309201 ○	24W	2635lm	PEARL WHITE 3100K	20°	INCL.		
	050309202 ●				56°			
	050309203 ●							
	050309201 ○				2635lm		PEARL WHITE 3100K	20°
	050309202 ●							56°
	050309203 ●							



ORE

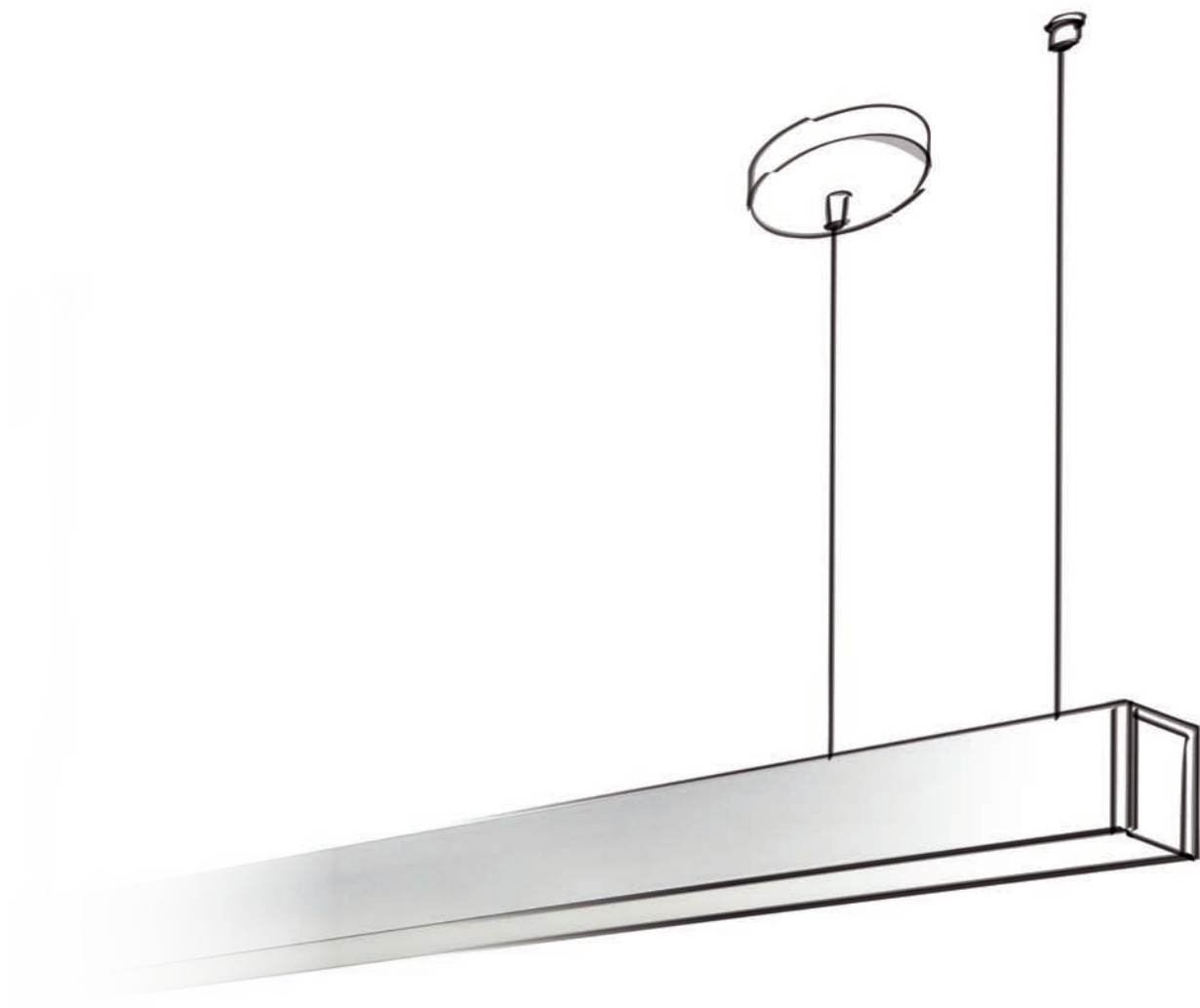
This luminaire is available for surface, recess or suspension installation for LED or T5 fluorescent light.

In any of the three forms of installation it can be made in continuous lines of light without shadows. To achieve this effect, it is best to install the corresponding connection piece, 1 for every 2 luminaires.

72

Luminaria para instalación de superficie, de suspensión o de empotrar para led o fluorescencia T5.


En cualquiera de las tres formas de instalación pueden hacerse líneas continuas de luz sin sombras. Para conseguir este efecto, basta con instalar la pieza de unión correspondiente, 1 por cada 2 luminarias.



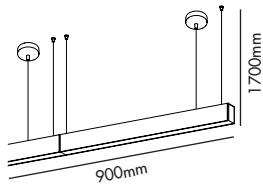
ORE

ORE 90cm

CONTINUOUS SUSPENSION



LED



IP20 **2,28**

	Ref.		W	lm	K	Driver
CRI85 A+>A	040403701 ○ 040403703 ●	○ ●	18W	2375lm	3000K	INCL.
	040403801 ○ 040403803 ●					
	040403901 ○ 040403903 ●	○ ●	26W	3210lm	3000K	
	040404001 ○ 040404003 ●					

DALI

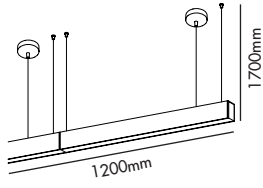
Ref.	
040405501 ○ 040405503 ●	○ ●
040405601 ○ 040405603 ●	○ ●

ORE 120cm

CONTINUOUS SUSPENSION



LED



IP20 **2,45**

	Ref.		W	lm	K	Driver
CRI85 A+>A	040403301 ○ 040403303 ●	○ ●	24W	3165lm	3000K	INCL.
	040403401 ○ 040403403 ●					
	040403501 ○ 040403503 ●	○ ●	35W	4275lm	3000K	
	040403601 ○ 040403603 ●					

DALI

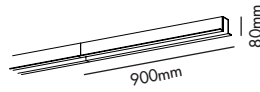
Ref.	
040405101 ○ 040405103 ●	○ ●
040405201 ○ 040405203 ●	○ ●

KIT FOR CONTINUOUS LIGHT

	04029906	0,07
--	-----------------	-------------

ORE 90cm

CONTINUOUS RECESSED



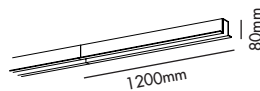

	Ref.	W	lm	K	Driver
CRI85 A+>A	040404501 ○ 040404503 ●	18W	2375lm	3000K	INCL.
	040404601 ○ 040404603 ●				
	040404701 ○ 040404703 ●	26W	3210lm	3000K	
	040404801 ○ 040404803 ●				

DALI

Ref.	
040406301 ○ 040406303 ●	
040406401 ○ 040406403 ●	

ORE 120cm

CONTINUOUS RECESSED



	Ref.	W	lm	K	Driver
CRI85 A+>A	040404101 ○ 040404103 ●	24W	3165lm	3000K	INCL.
	040404201 ○ 040404203 ●				
	040404301 ○ 040404303 ●	35W	4275lm	3000K	
	040404401 ○ 040404403 ●				

DALI

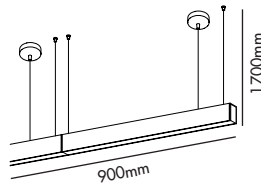
Ref.	
040405901 ○ 040405903 ●	
040406001 ○ 040406003 ●	

KIT FOR CONTINUOUS LIGHT

	04029906	
--	-----------------	--

ORE 90cm T5

CONTINUOUS SUSPENSION



Energy	Ref.	Socket	W	Gear	
A+	04032201	○	1*G5	39W	ELECTRONIC GEAR INCL.
	04032203	●			

*Bulb not included

DALI
DIMMABLE

A+	04032801	○	1*G5	39W	ELECTRONIC GEAR INCL.
	04032803	●			

*Bulb not included

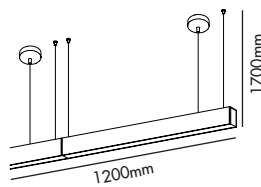
1-10V
DIMMABLE

A+	04032701	○	1*G5	39W	ELECTRONIC GEAR INCL.
	04032703	●			

*Bulb not included

ORE 120cm T5

CONTINUOUS SUSPENSION



Energy	Ref.	Socket	W	Gear	
A+	04022201	○	1*G5	54W	ELECTRONIC GEAR INCL.
	04022202	●			
	04022203	●			

*Bulb not included

DALI
DIMMABLE

A+	04022801	○	1*G5	54W	ELECTRONIC GEAR INCL.
	04022802	●			
	04022803	●			

*Bulb not included

1-10V
DIMMABLE

A+	04022701	○	1*G5	54W	ELECTRONIC GEAR INCL.
	04022702	●			
	04022703	●			

*Bulb not included

OPTIONAL ANTI-GLARE ACCESSORY

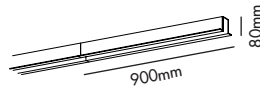
	90cm	
	04039904	
	120cm	
	04029904	

KIT FOR CONTINUOUS LIGHT

	04029906	
--	----------	--

ORE 90cm T5

CONTINUOUS RECESSED



IP23



901*70

2,11

Energy	Ref.	Socket	W	Gear
A+	04033101 04033103	1*G5	39W	ELECTRONIC GEAR INCL.

*Bulb not included

DALI
DIMMABLE

A+	04033001 04033003	1*G5	39W	ELECTRONIC GEAR INCL.
----	----------------------	------	-----	-----------------------

*Bulb not included

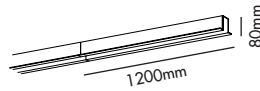
1-10V
DIMMABLE

A+	04033301 04033303	1*G5	39W	ELECTRONIC GEAR INCL.
----	----------------------	------	-----	-----------------------

*Bulb not included

ORE 120cm T5

CONTINUOUS RECESSED



IP23



1201*70

2,30

Energy	Ref.	Socket	W	Gear
A+	04023101 04023103	1*G5	54W	ELECTRONIC GEAR INCL.

*Bulb not included

DALI
DIMMABLE

A+	04023001 04023003	1*G5	54W	ELECTRONIC GEAR INCL.
----	----------------------	------	-----	-----------------------

*Bulb not included

1-10V
DIMMABLE

A+	04023301 04023303	1*G5	54W	ELECTRONIC GEAR INCL.
----	----------------------	------	-----	-----------------------

*Bulb not included

OPTIONAL ANTI-GLARE ACCESSORY

	90cm	04039904	kg 0,18
	120cm	04029904	kg 0,21

KIT FOR CONTINUOUS LIGHT

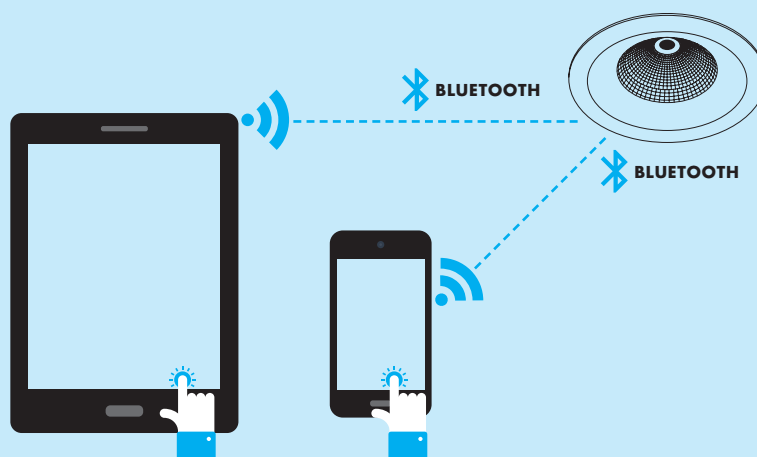
	04029906	kg 0,07
--	----------	------------

eBLUE

by **elt**

78

WIRELESS TECHNOLOGY TO CONTROL YOUR LUMINAIRES
TECNOLOGÍA INALÁMBRICA PARA CONTROLAR TUS LUMINARIAS



WITH YOUR TABLET OR SMARTPHONE
CON TU TABLETA O TELÉFONO INTELIGENTE

STEP
1

BUY THE EBLUE ACCESSORY
ADQUIERE EL ACCESORIO EBLUE



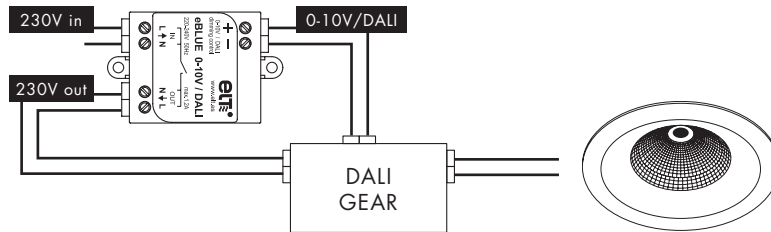
E-BLUE DALI/1-10V
100W
98100100



E-BLUE TRIAC
50W
98100050

STEP
2

CONNECT THE ACCESSORY
CONECTA EL ACCESORIO A LA LÁMPARA




STEP
3

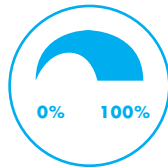
DOWNLOAD THE FREE APP CASAMBI IN YOUR TABLET OR SMARTPHONE
DESCÁRGATE LA APP GRATUITA CASAMBI EN TU TABLET O TELÉFONO INTELIGENTE



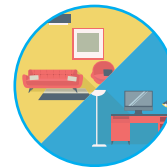
NOW YOU CAN START TO CONTROL YOUR LUMINAIRES
YA PUEDES EMPEZAR A CONTROLAR TUS LUMINARIAS



**CONTROL AND PROGRAM
THE ON/OFF**
CONTROLA Y PROGRAMA EL
ENCENDIDO/APAGADO



ADJUST THE LIGHT INTENSITY
REGULA LA INTENSIDAD DE LA LUZ



CREATE DIFFERENT SCENES
CREA AMBIENTES Y ESCENAS

MORE INFO
www.elt.es
www.faro.es

LEDSTRIP 5mt 14.4W/mt 24V



14.4W/mt 24V 2300K 3200lm

	08040101-01	10cm
	08040101-02	20cm
	08040101-03	30cm
	08040101-04	40cm
	08040101-05	50cm
	08040101-06	60cm
	08040101-07	70cm
	08040101-08	80cm
	08040101-09	90cm
	08040101-10	100cm
	08040101-11	110cm
	08040101-12	120cm
	08040101-13	130cm
	08040101-14	140cm
	08040101-15	150cm
	08040101-16	160cm
	08040101-17	170cm
	08040101-18	180cm
	08040101-19	190cm
	08040101-20	200cm
	08040101-21	210cm
	08040101-22	220cm
	08040101-23	230cm
	08040101-24	240cm
CRI85 A+ → A	08040101-25	250cm
	08040101-26	260cm
	08040101-27	270cm
	08040101-28	280cm
	08040101-29	290cm
	08040101-30	300cm
	08040101-31	310cm
	08040101-32	320cm
	08040101-33	330cm
	08040101-34	340cm
	08040101-35	350cm
	08040101-36	360cm
	08040101-37	370cm
	08040101-38	380cm
	08040101-39	390cm
	08040101-40	400cm
	08040101-41	410cm
	08040101-42	420cm
	08040101-43	430cm
	08040101-44	440cm
	08040101-45	450cm
	08040101-46	460cm
	08040101-47	470cm
	08040101-48	480cm
	08040101-49	490cm
	08040101	500cm

14.4W/mt 24V 2700K 3650lm

	08040301-01	10cm
	08040301-02	20cm
	08040301-03	30cm
	08040301-04	40cm
	08040301-05	50cm
	08040301-06	60cm
	08040301-07	70cm
	08040301-08	80cm
	08040301-09	90cm
	08040301-10	100cm
	08040301-11	110cm
	08040301-12	120cm
	08040301-13	130cm
	08040301-14	140cm
	08040301-15	150cm
	08040301-16	160cm
	08040301-17	170cm
	08040301-18	180cm
	08040301-19	190cm
	08040301-20	200cm
	08040301-21	210cm
	08040301-22	220cm
	08040301-23	230cm
	08040301-24	240cm
CRI85 A+ → A	08040301-25	250cm
	08040301-26	260cm
	08040301-27	270cm
	08040301-28	280cm
	08040301-29	290cm
	08040301-30	300cm
	08040301-31	310cm
	08040301-32	320cm
	08040301-33	330cm
	08040301-34	340cm
	08040301-35	350cm
	08040301-36	360cm
	08040301-37	370cm
	08040301-38	380cm
	08040301-39	390cm
	08040301-40	400cm
	08040301-41	410cm
	08040301-42	420cm
	08040301-43	430cm
	08040301-44	440cm
	08040301-45	450cm
	08040301-46	460cm
	08040301-47	470cm
	08040301-48	480cm
	08040301-49	490cm
	08040301	500cm

14.4W/mt 24V 3000K 3640lm

	08040201-01	10cm
	08040201-02	20cm
	08040201-03	30cm
	08040201-04	40cm
	08040201-05	50cm
	08040201-06	60cm
	08040201-07	70cm
	08040201-08	80cm
	08040201-09	90cm
	08040201-10	100cm
	08040201-11	110cm
	08040201-12	120cm
	08040201-13	130cm
	08040201-14	140cm
	08040201-15	150cm
	08040201-16	160cm
	08040201-17	170cm
	08040201-18	180cm
	08040201-19	190cm
	08040201-20	200cm
	08040201-21	210cm
	08040201-22	220cm
	08040201-23	230cm
	08040201-24	240cm
CRI85 A+ → A	08040201-25	250cm
	08040201-26	260cm
	08040201-27	270cm
	08040201-28	280cm
	08040201-29	290cm
	08040201-30	300cm
	08040201-31	310cm
	08040201-32	320cm
	08040201-33	330cm
	08040201-34	340cm
	08040201-35	350cm
	08040201-36	360cm
	08040201-37	370cm
	08040201-38	380cm
	08040201-39	390cm
	08040201-40	400cm
	08040201-41	410cm
	08040201-42	420cm
	08040201-43	430cm
	08040201-44	440cm
	08040201-45	450cm
	08040201-46	460cm
	08040201-47	470cm
	08040201-48	480cm
	08040201-49	490cm
	08040201	500cm

LEDSTRIP 5mt 19.2W/mt 24V



19.2W/mt 24V 2300K 3860lm

08030101-01	10cm
08030101-02	20cm
08030101-03	30cm
08030101-04	40cm
08030101-05	50cm
08030101-06	60cm
08030101-07	70cm
08030101-08	80cm
08030101-09	90cm
08030101-10	100cm
08030101-11	110cm
08030101-12	120cm
08030101-13	130cm
08030101-14	140cm
08030101-15	150cm
08030101-16	160cm
08030101-17	170cm
08030101-18	180cm
08030101-19	190cm
08030101-20	200cm
08030101-21	210cm
08030101-22	220cm
08030101-23	230cm
08030101-24	240cm
08030101-25	250cm
08030101-26	260cm
08030101-27	270cm
08030101-28	280cm
08030101-29	290cm
08030101-30	300cm
08030101-31	310cm
08030101-32	320cm
08030101-33	330cm
08030101-34	340cm
08030101-35	350cm
08030101-36	360cm
08030101-37	370cm
08030101-38	380cm
08030101-39	390cm
08030101-40	400cm
08030101-41	410cm
08030101-42	420cm
08030101-43	430cm
08030101-44	440cm
08030101-45	450cm
08030101-46	460cm
08030101-47	470cm
08030101-48	480cm
08030101-49	490cm
08030101	500cm

CRI85
A+ → A

19.2W/mt 24V 2700K 5082lm

08030301-01	10cm
08030301-02	20cm
08030301-03	30cm
08030301-04	40cm
08030301-05	50cm
08030301-06	60cm
08030301-07	70cm
08030301-08	80cm
08030301-09	90cm
08030301-10	100cm
08030301-11	110cm
08030301-12	120cm
08030301-13	130cm
08030301-14	140cm
08030301-15	150cm
08030301-16	160cm
08030301-17	170cm
08030301-18	180cm
08030301-19	190cm
08030301-20	200cm
08030301-21	210cm
08030301-22	220cm
08030301-23	230cm
08030301-24	240cm
08030301-25	250cm
08030301-26	260cm
08030301-27	270cm
08030301-28	280cm
08030301-29	290cm
08030301-30	300cm
08030301-31	310cm
08030301-32	320cm
08030301-33	330cm
08030301-34	340cm
08030301-35	350cm
08030301-36	360cm
08030301-37	370cm
08030301-38	380cm
08030301-39	390cm
08030301-40	400cm
08030301-41	410cm
08030301-42	420cm
08030301-43	430cm
08030301-44	440cm
08030301-45	450cm
08030301-46	460cm
08030301-47	470cm
08030301-48	480cm
08030301-49	490cm
08030301	500cm

CRI85
A+ → A

19.2W/mt 24V 3000K 4280lm

08030201-01	10cm
08030201-02	20cm
08030201-03	30cm
08030201-04	40cm
08030201-05	50cm
08030201-06	60cm
08030201-07	70cm
08030201-08	80cm
08030201-09	90cm
08030201-10	100cm
08030201-11	110cm
08030201-12	120cm
08030201-13	130cm
08030201-14	140cm
08030201-15	150cm
08030201-16	160cm
08030201-17	170cm
08030201-18	180cm
08030201-19	190cm
08030201-20	200cm
08030201-21	210cm
08030201-22	220cm
08030201-23	230cm
08030201-24	240cm
08030201-25	250cm
08030201-26	260cm
08030201-27	270cm
08030201-28	280cm
08030201-29	290cm
08030201-30	300cm
08030201-31	310cm
08030201-32	320cm
08030201-33	330cm
08030201-34	340cm
08030201-35	350cm
08030201-36	360cm
08030201-37	370cm
08030201-38	380cm
08030201-39	390cm
08030201-40	400cm
08030201-41	410cm
08030201-42	420cm
08030201-43	430cm
08030201-44	440cm
08030201-45	450cm
08030201-46	460cm
08030201-47	470cm
08030201-48	480cm
08030201-49	490cm
08030201	500cm

CRI85
A+ → A

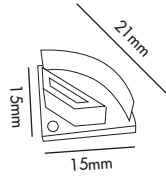


Technical info

SURFACE PROFILE 45°



Diffusor incl.



08050101-01	10cm
08050101-02	20cm
08050101-03	30cm
08050101-04	40cm
08050101-05	50cm
08050101-06	60cm
08050101-07	70cm
08050101-08	80cm
08050101-09	90cm
08050101-10	100cm
08050101-11	110cm
08050101-12	120cm
08050101-13	130cm
08050101-14	140cm
08050101-15	150cm
08050101-16	160cm
08050101-17	170cm
08050101-18	180cm
08050101-19	190cm
08050101-20	200cm
08050101-21	210cm
08050101-22	220cm
08050101-23	230cm
08050101-24	240cm
08050101	250cm



SURFACE PROFILE 45° ENDCAP (2 units)

08050104



SURFACE PROFILE 45° CLIP

08050105



SURFACE PROFILE END CAP (2)

08010104




RECESSED PROFILE END CAP (2)

08020104



SPRING CLIP FOR SURFACE & RECESSED PROFILE

08010105



SURFACE PROFILE 2MT


08010101



RECESSED PROFILE 2MT

08020101


SURFACE PROFILE 2MT



Diffusor incl.

08010101-01	10cm
08010101-02	20cm
08010101-03	30cm
08010101-04	40cm
08010101-05	50cm
08010101-06	60cm
08010101-07	70cm
08010101-08	80cm
08010101-09	90cm
08010101-10	100cm
08010101-11	110cm
08010101-12	120cm
08010101-13	130cm
08010101-14	140cm
08010101-15	150cm
08010101-16	160cm
08010101-17	170cm
08010101-18	180cm
08010101-19	190cm
08010101	200cm

RECESSED PROFILE 2MT



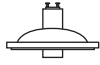
Diffusor incl.

08020101-01	10cm
08020101-02	20cm
08020101-03	30cm
08020101-04	40cm
08020101-05	50cm
08020101-06	60cm
08020101-07	70cm
08020101-08	80cm
08020101-09	90cm
08020101-10	100cm
08020101-11	110cm
08020101-12	120cm
08020101-13	130cm
08020101-14	140cm
08020101-15	150cm
08020101-16	160cm
08020101-17	170cm
08020101-18	180cm
08020101-19	190cm
08020101	200cm




DISCHARGE

Metal halide with aluminum reflector CDM-R111 Philips



Energy	Ref.	Model	Socket	W	x°	lm	K	CRI	H		
B	97311035	MASTERC CDM-R111	GX8.5	35W	10	1100lm	3000K	>80	9000		
	24				1350lm	11000					
	40										
	24				1350lm		4200K	>90			
	40										
	40										
	10			MASTERC CDM-R111	GX8.5		70W	10	2500lm	3000K	>808.5
	24					2850lm					
	40										
	10					2500lm		4200K	>90		
	24					2850lm					
	40										

Metallic halide single ended CDM-Tm Philips



Energy	Ref.	Model	Socket	W	lm	K	CRI	H
A	97301020	MASTERC CDM-T MINI	PGJ5	20W	1650lm	3000K	>80	12000
	97301035			35W	3000lm		>90	9000

Metallic halide single ended HIT-T Philips



Energy	Ref.	Model	Socket	W	lm	K	CRI	H
A	97332035	MASTERC CDM-T	G12	35W	3300lm	3000K	>80	12000
	97331035					4200K	>90	6000
	97332070			3000K	>80	12000		
	97331070	4200K			>90	12000		
	97332100	MASTERC CDM-T ELITE		100W	11000lm	3000K	>90	15000
	97332150	MASTER CDM-T		150W	14000lm	3000K	>80	12000
	97331150				12700lm	4200K	>90	12000

FLUORESCENT

High efficiency fluorescent lamp T5 Philips



Energy	Ref.	Model	Socket	W	lm	K	CRI	H
A	97402039	FLUORESCENTE TL5 HO	G5	39W	3100lm	2700K	>80	24000
	97400039					3000K		
	97401039					4000K		
	97402054			54W	4450lm	2700K		
	97400054					3000K		
	97401054					4000K		

LED

Philips LED bulb QR-CB51 12V



Energy	Ref.	Model	Socket	W	x°	lm	K	CRI	H	DIMMER
A+	97580827	MASTER LED Spot	GU5.3	8W	24	635lm	2700K	>80	40000	▼
	97580830					660lm	3000K			
	97581827				36	635lm	2700K			
	97581830					660lm	3000K			

Works with magnetic and electronic gears

Philips LED bulb QR-111 12V



Energy	Ref.	Model	Socket	W	x°	lm	K	CRI	H	DIMMER
A	97681527	MASTER LED Spot	G53	15W	24	830lm	2700K	>80	40000	▼
	97681530					840lm	3000K			
	97682527				40	830lm	2700K			
	97682530					840lm	3000K			

Works with magnetic and electronic gears



DRIVERS

STANDARD

Ref.	Class	mA	W	P.Factor	Rated V	Temp. Range	Tc	Size (mm)
98310509	II	200 mA	4-8W	0,94	220-240	-25<+50°C	80°C	80x37x21
98310103		350 mA	1-3W	0,55	100-240	-20<+50°C	70°C	56x39x20
98310125		350 mA	3,5-25W	0,9		-25<+50°C	85°C	131x38x29
98310325		500 mA	6-25W	0,85	220-240	-20<+50°C	75°C	131x39x29
98310203		700 mA	1-3W	0,55	100-240		70°C	56x39x20
98310225		700 mA	14-25W	0,85	220-240	75°C	131x38x29	
98310231		700 mA	21-30W	0,90		0<+50°C	80°C	103x67x30
98310445		1050 mA	32-45W	0,90	100-240	-20<+50°C	70°C	103x67x30
98310460		1200 mA	30-60W	0,90		100-240	-20<+50°C	70°C

DALI

Ref.	Class	mA	W	V	P.Factor	Rated V	Temp. Range	Tc	Size (mm)
98310599	II	350 mA	25W	74Vdc	0,95	220-240	-20+50°C	75°C	124x22x79
		500 mA	35W						
		1050 mA	50W						
98310589		1200 mA	52W	44Vdc	0,98	110-240	-25+50°C	85°C	129x76x30

POWER SUPPLY

Ref.	Class	W	V	P.Factor	Rated V	Temp. Range	Tc	Size (mm)
98324030	II	30W	24 Vdc	0,95	220-240	-20<+45°C	75°C	168x51x24
98324050		50W						172x63x30
98324075		75W						193x63x30
98324100		100W		380x49x32				
98324150		150W		0,90				180x65x31

POWER SUPPLY IP67

Ref.	Class	W	V	P.Factor	Rated V	Temp. Range	Tc	Size (mm)
98324031	II	30W	24 Vdc	0,90	220-240	-20<+45°C	75°C	132x42x34
98324076		75W						180x49x32
98324101		100W						206x69x37
98324151		150W						206x69x37

DIMMABLE LED FOR POWER SUPPLY

Ref.	Class	V	Temp. Range	Tc	Size (mm)
97052	II	12-24V	-25<+50°C	75°C	156x52x30

ELECTRONIC TRANSFORMER

Ref.	Class	W	V	Bulbs	Size (mm)
98111012	II	12W	12Vdc	12V MAX, 12W LED MAX	123x45x19
98111020		20W		12V MAX, 20W LED MAX	
98111050		50W		2x20W,1x35W,1x50W	38x29x131
98111105		105W		5x20W,3x35W,2x50W,1x100W	














DISCHARGE ELECTRONIC GEARS

Ref.	Class	W	Bulbs	Size (mm)
98411020	II	20W	HID de 20W	190x43x30
98401050		50W	SDW-TG 50W	38x90x150
98401100		100W	SDW-TG 100W	38x90x150
98401101		100W	HID de 100W	32x75x135
98411035		35W	HID de 35W	75x145x29,5
98411070		70W	HID de 70W	75x145x29,5
98411150		150W	HID de 150W	88x190x36



Technical info

SYMBOLS

	PROTECTION AGAINST DUST AND SOLIDS (0 TO 6)		MAXIMUM THICKNESS FOR LUMINAIRE ANCHORING POINT
	CLASS I: NORMAL INSULATION AND EARTHING		ROUND CUT-OUT SIZE
	CLASS II: DOUBLE INSULATION WITHOUT EARTHING		SQUARE CUT-OUT SIZE
	CLASS III: LIGHTING CIRCUITS CONNECTED TO LOW VOLTAGE, WITH NO OTHER INTERNAL OR EXTERNAL CIRCUIT OPERATING VOLTAGES OTHER THAN THE ABOVEMENTIONED.		ORIENTABLE ON THE HORIZONTAL AXIS
	SQUARE CUT-OUT SIZE		ORIENTED ON THE AXIS THAT FORMS THE HORIZONTAL PLANE
	WEIGHT		ORIENTABLE ON THE VERTICAL AXIS
	COMPLIANCE OF INCANDESCENT WIRE REGULATORY		

PRICES

Prices established in this price list cancel all the previous ones and can be modified without notice. Conditions, characteristics and product prices set in this price list are the current ones on the printing date unless misprint and are subject to possible modifications. Prices set in this price list cancel all the previous ones and can be modified without notice. Taxes and rates charged in our invoices will be met by the buyer. The catalogue prices are public prices.
VAT IS NOT INCLUDED IN THIS PRICE LIST.
 Valid prices for Germany, Belgium, Spain, France, Greece, Holland and Portugal.

COLOR CODE OF EURO COLUMN

	Products from standard range.
	Products of the range 1.
	Products of the range 2.

DELIVERIES AND INSURANCE

Before taking on the expedition, the buyer should make sure that all bulks are in perfect conditions. If any anomaly, waste or breakage is detected, opening in the presence of a transport company agent or an insurance company agent should be done.

PRECIOS

Las condiciones, características y precios de los productos que aparecen en esta tarifa son los vigentes a la fecha de impresión salvo error tipográfico y están sujetos a posibles modificaciones. Los precios señalados en esta tarifa anulan todos los anteriores y pueden ser modificados sin previo aviso. Serán a cargo del comprador cuantos impuestos y tasas graven la operación objeto de nuestras facturas. Los precios mostrados son precios de venta al público (PVP).
IVA NO INCLUIDO EN TARIFA.
 Tarifa válida para Alemania, Bélgica, España, Francia, Grecia, Holanda y Portugal.

CÓDIGO DE COLORES DE LA COLUMNA EURO

	Productos gama estándar.
	Productos gama 1.
	Productos gama 2.

ENVIOS Y SEGUROS

Antes de hacerse cargo de la expedición, el comprador deberá asegurarse de que los bultos están en perfectas condiciones. En caso de detectar alguna anomalía, merma o rotura deberá exigir su apertura en presencia de algún agente de la compañía de transportes o de la compañía aseguradora en su caso.

PRIX

Les conditions, caractéristiques et prix des produits qui apparaissent dans ces tarifs sont ceux en vigueur à la date d'impression sauf erreur typographique et sont susceptibles de modifications.
 Les prix indiqués dans ces tarifs annulent tous les prix antérieurs et peuvent être modifiés sans préavis. Les impôts et les taxes seront à la charge de l'acheteur grévant l'opération objet de nos factures. Les prix du catalogue son les prix de vente public.
TVA NON COMPRISE DANS LES TARIFS
 Tarifs valables pour l'Allemagne, la Belgique, l'Espagne, la France, la Grèce, la Hollande et le Portugal.

CODE COULEUR DE LA COLONNE EURO

	Produits de la gamme standard.
	Produits gamme 1.
	Produits gamme 2.

ENVOIS ET ASSURANCES

Avant de se faire responsable de l'expédition, l'acheteur devra s'assurer que les colis sont en parfaites conditions. S'il détecte une anomalie, une perte ou une rupture, celui-ci devra exiger l'ouverture en présence d'un agent de l'entreprise de transport ou de la compagnie d'assurance.

DELIVERY TERMS

Delivery terms are approximate and start from the order approval date on the part of LOREFAR, S.L.

CLAIMS AND RETURNS

Claims should be done within 8 days from the merchandise reception. No returns which have not previously been accepted by LOREFAR, S.L. will be admitted. Merchandise not delivered in perfect conditions and free of charge will not be accepted. Returns will be accepted if faulty merchandise, not due to broken glass or missing components previous notice to LOREFAR S.L. In such cases, please get in touch with us so that we can urgently deliver required parts.
 Changes or returns of merchandise in good conditions will not be accepted. In case of explicit acceptance by LOREFAR, S.L., 20% for depreciation and merchandise sorting will be charged when receiving and checking.

SAMPLES

Samples will be completely paid when returning provided that they are in perfect conditions.

PRODUCTS

All products shown in this catalogue are supplied individually (accessories, equipments and lamps). Acceptance of our invoices or delivery notes and mentioned merchandise by the buyer, means implicit consent to our general sales conditions.

PLAZOS DE ENTREGA

Los plazos de entrega se entienden aproximados y empiezan a contar desde la fecha de aceptación del pedido por parte de LOREFAR S.L.

RECLAMACIONES Y DEVOLUCIONES

Las reclamaciones deberán hacerse dentro de los ocho días siguientes a la recepción de la mercancía. No se admitirá ninguna devolución que no haya sido previamente aceptada por LOREFAR S.L., ni mercancía que no sea entregada en perfecto estado y libre de todo gasto. Previa comunicación a LOREFAR S.L. se aceptará la mercancía devuelta por defectuosa, nunca por cristales rotos o falta de algún componente. En estos casos rogamos se pongan en contacto con nosotros para enviarles urgentemente las piezas requeridas. No se admitirán cambios ni devoluciones de mercancía en buen estado. En caso de aceptación explícita por parte de LOREFAR S.L., a su recepción y comprobación se emitirá un cargo del 20% en concepto de depreciación y clasificación de la mercancía.

MUESTRAS

Las muestras se abonarán completamente a su devolución, siempre que se encuentren en perfecto estado.

PRODUCTOS

Todos los productos que se muestran en este catálogo se suministran unitariamente (accesorios, equipos y lámparas). La aceptación por parte del comprador de nuestras facturas o albaranes y de las mercancías allí reseñadas, supone su conformidad implícita a nuestras condiciones generales de venta.

DÉLAIS DE LIVRAISON

Les délais de livraison sont approximatifs et commencent à courir à partir de la date d'acceptation de la commande de la part de LOREFAR S.L.

RÉCLAMATIONS ET RENVOIS

Les réclamations devront être réalisées dans les huit jours suivants la réception de la marchandise. Aucun renvoi non préalablement accepté par LOREFAR S.L. ne sera admis, ni aucune marchandise non livrée en parfait état et libre de tout frais. Après communication préalable à LOREFAR S.L. la marchandise défectueuse sera renvoyée, mais dans le cas de verres brisés ou de l'absence d'un composant. Dans ces cas nous vous prions de prendre contact avec nous afin que nous vous envoyions de manière urgente les pièces demandées. Les changements ou les retours de marchandises en bon état ne seront pas admis. En cas d'acceptation explicite de la part de LOREFAR S.L., lors de sa réception et de sa vérification un coût de 20% en concept de dépréciation et de classification de la marchandise sera facturé.

ÉCHANTILLONS

Les échantillons seront complètement payés lors de leur renvoi, toujours à condition qu'ils soient en bon état.

PRODUITS

Tous les produits de ce catalogue sont fournis unitairement (accessoires, équipements et lampes). L'acceptation de la part de l'acheteur de nos factures ou bordereaux et des marchandises signalées sur celles-ci, suppose sa conformité implícite à nos conditions générales de vente.

LOREFAR
c/Dinámica, 1
08755 Castellbisbal
Barcelona, Spain
faro@lorefar.com
www.faro.es

Spain / Portugal / Andorra
Phone: +34 937 723 949 / 902 165 166
Fax: +34 937 720 018
E-mail: faro@lorefar.com

Export
Phone: +34 937 723 965
Fax: +34 937 723 967

Contact us from anywhere
E-mail: france@faro.es
italia@faro.es
middleeast@faro.es
europe@faro.es
america@faro.es
africa@faro.es
asiapacific@faro.es



www.faro.es